

Annual Report 2016



Cover: Dhalmula Burrarwanga, *Milkarri (tear)*.
Photographic screenprint. 30 x 21cm. 2012

This is a self-portrait but there are many layers behind my face. There is the saltwater on the rocks at low tide. There is the bubbles in the saltwater that are made as the waves crash and roll over the rocks, and behind the foam is Yathiny. Yathiny are small jelly fish like creatures which float along the top of the water. Turtles eat them.

My face is made of small dots, like the bubbles of the ocean, like the oxygen in the water. There is a collection of bubbles right below my eye, it looks like a tear. Perhaps I am crying, perhaps it is because I am sad, but maybe I am happy, happy to see the beauty in nature and to be a part of nature.

Dhalmula Burarrwanga

Darwin Office:
56 Woods St
GPO Box 535 Darwin NT 0801
Phone: 61 8 8941 1444
Fax: 61 8 8941 1344

Alice Springs Office:
67 Bath St
PO Box 4582 Alice Springs 0871
Phone: 61 8 8953 5941
Fax: 61 8 8952 6595

 /artback.nt

 @ArtbackNT

 artback_nt

ABN: 72 598 610 340
www.artbacknt.com.au

Contents

Chair’s Report	4
Treasurer’s Report	5
Executive Officer’s Report	6
Visual Arts	10
Indigenous Traditional Dance	14
Performing Arts	18
Artists on Tour	24
Disability Action Plan	28
Reconciliation Action Plan	32
Northern Territory Activity	38
National Activity Map	39
Financial Report	40

Artback NT

Artback NT is the Northern Territory’s visual and performing arts touring agency. The organisation works with individuals, groups and arts based organisations to present and tour a dynamic and exciting range of arts experiences across the Territory.

The touring program is diverse, incorporates strong local content and reflects both Indigenous and non-Indigenous talent and expression.

Mission

Connecting people and place through arts development and touring.

Values

- We conduct our business with integrity and respect
- We are committed to creative excellence and capacity building
- We embrace the diverse environment of the Northern Territory
- We believe investment in arts and culture is fundamental to a rich life and the wellbeing of communities.

Outcomes

- Territory artists and the arts industry flourishes
- Territory communities and audiences access and produce arts and cultural experiences
- Territory arts and artists are celebrated locally and renowned nationally and internationally
- Artback NT is a strong and adventurous organisation

Artback NT acknowledges the Traditional Owners of Country to which we travel and on which we work.

Board

- CHAIR**
Denise Salvestro
- VICE CHAIR**
John Oster
- SECRETARY**
Francine Chinn
- TREASURER**
Susan Congreve
- PUBLIC OFFICER**
Gary Single
- COMMITTEE MEMBER**
John Waight
- COMMITTEE MEMBER**
Juliette Hubbard
- COMMITTEE MEMBER**
Kathryn Gray
- COMMITTEE MEMBER**
Liam Campbell
- Staff**
- EXECUTIVE OFFICER**
Louise Partos, Darwin
- PERFORMING ARTS MANAGER**
Britt Guy/Liz Rogers, Darwin
- VISUAL ARTS TOURING MANAGER**
Neridah Stockley, Alice Springs
- VISUAL ARTS DEVELOPMENT AND TOURING MANAGER**
Jo Foster, Alice Springs
- INDIGENOUS TRADITIONAL DANCE MANAGER**
Lia Pa’apa’a, Borroloola
- INDIGENOUS TRADITIONAL DANCE CULTURAL EVENTS OFFICER**
Marlene Timothy, Borroloola
- COMMUNICATIONS MANAGER**
Jess Ong, Darwin
- PROJECT OFFICER/ANCHOR TENANT**
Eve Pawlik, Darwin
- BOOK-KEEPER**
Faye McAleenan/Martin Douglas, Darwin
- GRAPHIC DESIGNER**
Oscar Waugh, Walcha

Website visits —	11,062	Facebook likes —	3,490	Twitter followers —	684	Instagram followers —	554
------------------	--------	------------------	-------	---------------------	-----	-----------------------	-----

Artback NT 2016

Audience

NT	5,376
National	51,552
International	2,595
Total	59,523

Performances

NT	48
National	22
International	9
Total	79

Workshops

NT	130
National	5
International	1
Total	136

Venue by Location

NT	54
National	17
International	9
Total	80

Kilometres travelled —
271,826

School events —
82

Schools visited —
26

Indigenous artists/ arts workers —
164

Media activity (interviews, articles) —
17

Chair's Report

Following the funding uncertainty of 2015, the resoluteness of the team at Artback NT was rewarded in 2016 with success in securing two Catalyst grants along with four year funding from the Australia Council for the Arts. The success in grant approvals reflects the high regard in which our organisation is held and the confidence a major funding body has in Artback NT delivering outcomes. It is also testimony to the quality of the grant applications from Artback NT. We congratulate all those involved in preparing the applications and once again thank our small but skilled and passionate team for their ongoing exemplary work.

The Board was excited that through this security of funding Artback NT was able see the development of the position of Performing Arts Manager and to welcome Elizabeth Rogers into that role. While welcoming a new employee Artback NT farewelled one of our longest-standing employees, our book-keeper, Faye McAleenan. A most valued and loyal employee, we wish Faye well in her retirement and thank her for her many years of dedicated service.

Throughout 2016 Artback NT set the foundations for achieving the objectives and vision of our 2016-2020 Strategic plan. The implementation of a number of programs, nationally and internationally, as described in our Executive Officer's report, succeeded in increasing the exposure of our NT talent as well as establishing the reliability and quality of our organisation – Artback NT delivers and delivers well. Our focus on projects involving children and the younger members of communities is establishing a base for providing the talent and leadership of the future. Our commitment to remote communities continues through touring projects and our inspiring ITDP program through which we are providing ongoing support to Borroloola and working on transitioning the program to the community of Numbulwar.

On behalf of our Board I would like to congratulate our Executive Officer Louise Partos on being awarded an Individual Professional Development Grant from the Australia Council. As part of its commitment to staff development the Board is proud to have Artback NT auspice this grant. The proposed project - to investigate culturally diverse programming and community engagement strategies at key festivals in Canada and Asia – will not only strengthen Louise's capacity as an arts professional, it also has relevance to, and will benefit, Artback NT and Northern Territory artists, communities and the NT Arts sector in general. As an organisation that plays a vital role in the national promotion and exposure of Territory Arts, throughout 2016 Artback NT joined with other NT Arts organisations in lobbying the Northern Territory Parliament in relation to issues affecting the NT Arts sector and to emphasise the relevance of arts activities in achieving happy, healthy, and inspired Territorians and communities.

On behalf of the Board I would like to once again thank all our dedicated staff for their ongoing commitment to Artback NT throughout 2016. My personal thanks go to my fellow Board members for being so generous with their time and skills to ensure the good governance that together with the exciting programs that our staff regularly deliver, ensure the success and sustainability of our organisation.

Having rebranded with a new logo, commenced our website redevelopment and continuing to increase our exposure through social media, we look to building new opportunities, establishing new relationships and securing new sponsors and financial support throughout 2017 in order for Artback NT to continue to instigate and produce the quality projects for which we are so widely recognised.

Denise Salvestro
February 2017

Treasurer's Report

Artback NT has navigated its way through dramatic changes to the federal funding environment and despite these unsettling times has delivered an extensive program of arts activities both nationally and internationally.

The staff and Board were both happy and relieved that the organisation's application to the Catalyst Fund was successful and the four-year funding from the Australia Council has provided a measure of financial security.

Artback NT has transparent and efficient financial procedures and shown due diligence in its record keeping. I commend staff for the detailed and rigorous budgeting regimes and careful attention to detail. Total income for 2016 was \$2,277,685. This was an increase of \$332,015 from the previous year. The organisation made a small profit of \$16,204.

Fundraising remains a key priority for 2017 and Artback NT will continue to focus on exploring new corporate and philanthropic options to ensure the longer-term sustainability of the organisation. Artback NT is currently recruiting for a Business and HR Manager who will take on some of the responsibility for establishing and maintaining funding partnerships in collaboration with the Executive Officer and Board.

Susan Congreve
February 2017



Red Flag Families gather at the opening of Joshua Park in Numbulwar. Photo by Benjamin Bayliss

Executive Officer's Report

The securing of four year funding from the Australia Council for the Arts was a significant announcement for Artback NT, reflecting the respect for and value placed on the work achieved by the organisation. I sincerely congratulate the staff and Board as this success was a tribute to your energy, ideas, passion and commitment. You are a truly amazing team. Much hard work went into the strategic plan and in ensuring that we have the governance to enable us to move forward. This work, together with a strong artistic program, was a major contributor to our success and has enabled Artback NT to settle in 2016 and begin to plan again with renewed vigour for the years ahead.

Artback NT was also delighted to secure two Catalyst grants, which is having an enormous impact upon our current performing arts program. *Mobilise: Artback NT's development and touring initiative* consists of four innovative platforms that support and connect the NT's dance and theatre sector. The second, *Dual / ឥឡូវនេះ*, is a Cambodian and Australian community dance work and workshop program we are auspicing. These programs were rolled out in 2016 and will continue into 2017.

Despite the continued uncertainty within the art sector in 2016, Artback NT delivered a strong arts development and touring program. We continued to broaden our scope, establishing new partnerships nationally and internationally, and established new connections within the industry. We also strengthened older connections as the launch of our Artist on Tour program took us back to our roots in specifically targeting and providing artist services to some of the most remote schools within the country. We significantly boosted our international reputation and achieved some incredible outcomes for B2M, a seven-piece Indigenous RnB band from the Tiwi Islands in the Northern Territory, as we delivered an extraordinary tour of Taiwan featuring performances and cultural exchange.

Britt Guy, our Producer, left mid-year and we recruited Elizabeth Rogers into an updated role of Performing Arts Manager. We were sorry to see Faye McAleenan leave us after more than six years but she's enjoying a much deserved retirement! We welcome Martin Douglas as our new book-keeper. Eve Pawlik joined us as Anchor Tenant and quickly took over other various projects, including managing our Artist on Tour program. These new recruitments, together with the strong core team of Neridah, Jo, Jess, Lia and Marlene have ensured that Artback NT continues to deliver!

In 2016, the organisation achieved the following significant highlights:

- Rebranded with a new logo, series of collateral and began the delivery of a new website, ensuring Artback NT can enter 2017 with a new contemporary look and feel.
- Launched our Artists on Tour program with six NT artists: Aaron Lim, Mel Kerl, Kamahi Djordon King, Tracey Bunn, Gail Evans and Mary Anne Butler offering workshops across the disciplines of visual arts, performing arts, dance and music.
- Presented our first tour in Taiwan with B2M, a seven-piece Indigenous RnB band from the Tiwi Islands. The connection on both a musical and social level between B2M and the musicians and communities they visited was exceptional.
- Delivered the inaugural Numburindi Festival and developed strong relationships and partnerships with key stakeholders in the community. The festival was a great success, bringing the community together for two nights of culture and arts that made all present incredibly proud.

Nunggarrgalu Clan performing 'Guwak' dance as they make their way down to Joshua Park in Numbulwar. Photo by Benjamin Bayliss





- Managed the Northern Territory showcase and tour of Mary Anne Butler's award winning play, *Broken* - one that had a resoundingly powerful reception with concurrent seasons in Sydney and the Northern Territory. After a sold out season at Brown's Mart for Darwin Festival, *Broken*, directed by Gail Evans, hit the road and toured to Katherine, Alice Springs and Nhulunbuy.
- Presented *Walking Together*, an interactive arts project where young people are the experts! Delivered in Borroloola, young people revealed special worlds that held humour, hidden spaces, imaginative games and community characters to project facilitators, Elders and other community members. Walks culminated in a final exhibition featuring content gathered from around the community, including short films, audio recordings and a hand drawn map of Borroloola.
- Delivered *Kerjasama*, our third reciprocal international visual arts residency between Australia and Indonesia, with Angga Kusno Timoteus from Cemeti Art House, Yogyakarta and Tony Albert from New South Wales. Tobias Richardson was also the successful recipient of Artback NT's National Artist-in-Residence for 2016.
- Delivered 215 events and workshops including 82 school events reaching audiences locally, nationally and internationally totalling 59,523

Without good partnerships, arts development touring would be made more difficult. Artback NT would like to acknowledge its major funding bodies:

Celebrating the opening night of Broken at Darwin Festival - L-R Janet Holmes a Court, Gus Murray, Mary Anne Butler, Andrew Ross, Gail Evans, Ciella Williams and Shaynee Brayshaw. Photo by Paz Tassone

Aaron Lim running his Artist on Tour workshop in Barunga. Photo by Eve Pawlik

- Arts NT, Arts and Museums | Department of Tourism and Culture
- Australia Council for the Arts
- Catalyst, Department of Communications and the Arts

Diversity is essential for the organisation's financial sustainability and longer term growth. Sponsorship, donations and our fundraising strategy are a key focus for 2017, together with the employment of a Business Manager as a result of the four year funds secured through the Australia Council for the Arts.

With the office in Borroloola, together with offices in Darwin and Alice Springs, Artback NT ensures the organisation can provide representation, advocacy and promotion for NT artists throughout the Territory. We continue to play an active role advocating at a national level for more coordination and increased resources to service regional, remote and very remote areas.

None of the year's activity could have been achieved without the extremely hard work of our dedicated and passionate staff: Lia Pa'apa'a, Marlene Timothy, Neridah Stockley, Jo Foster, Jess Ong, Eve Pawlik, Britt Guy, Elizabeth Rogers, Faye McAleenan and Martin Douglas. The organisation was fortunate to employ some wonderful contractors and supporters this year including Ella Geia, Oscar Waugh, Josh Grant and Isabelle Kirkbride. Finally, we were delighted to have the services of two Aurora interns, Alexandra Hall and Alinta Brown who also made extraordinary contributions to our organisation.

As I do every year, I would like to acknowledge all the communities and individuals who have invited us into their neighbourhoods and worked with us in order to develop audiences and ensure a positive and meaningful experience. Thank you for your assistance and good will.

Louise Partos
February 2017



Colours of the Country III.
Image courtesy of Schoolhouse Gallery,
Rosny Park, Tasmania

Visual Arts

51,908
audience



20
exhibitions
+ public
programs

13
venues



*not all data for these totals is displayed in this report

On the back of securing Australia Council funding, the Visual Arts team have spent some concentrated time developing four year frameworks and work plans, revising and updating some of the current programs and initiating some new ones. Alongside this, we have been liaising with our interstate gallery partners to manage exhibitions currently on tour and working to identify and develop new exhibitions for potential tour. Additionally, some inspiring collaborations and exceptional artistic outcomes have been brokered through the Artist-in-Residence program. 2016 has been a great year for consolidating our work practice and fleshing out our vision for the years to come with a number of irons in the fire for projects to rollout over 2017-2020.

Touring

Colours of the Country III

Colours of the Country III, the ever popular exhibition drawn from the Alice Springs Beanie Festival, is on its 3rd national tour and continues to delight audiences all over the country with its range of superbly crafted and wildly imaginative works.

Supported by Artback NT's partner on this project, the Alice Springs Beanie Festival.

Tour: August 2014 to August 2017

Venues: 5

Audience: 14,075



Punuku Tjukurpa

Punuku Tjukurpa, developed in association with Maruku Arts, has been touring nationally since opening at the South Australian Museum in March 2015. This important exhibition, which celebrates and acknowledges the significance of the wood carving tradition of Central Australia and highlights the resilience and vitality of Anangu Law and culture, was enjoyed by audiences in four regional venues in 2016 – Penrith Regional Gallery, Maitland Regional Gallery, Cowra Regional Art Gallery and Logan

Punuku Tjukurpa at Penrith Regional Gallery. Photo by silversalt

Art Gallery. The exhibition is accompanied by a suite of public programs including wood carving workshops, storytelling sessions and demonstrations delivered by Indigenous artists whose work features in the exhibition. In addition to the public programs, a bespoke mobile app, downloadable for free, allows a deeper engagement with the works on display and the artists who made them.

Funded and supported by Visions of Australia, Ministry for the Arts, the Regional Arts Fund and the Community Benefit Fund. Sponsorship by Grace Bros Fine Art. Key partner Maruku Arts.

Tour: March 2015 to November 2018

Curator | artist talks | public programs: 4

Venues: 4

Audience: 37,304

Balnhdhurr – A Lasting Impression

Celebrating 20 years of the Yirrkala Print Space in East Arnhem Land, *Balnhdhurr – A Lasting Impression* was initially exhibited as part of Tarnanthi Festival in Adelaide in 2015. Working in partnership with Buku-Larrnggay Mulka Arts, Artback NT Visual Arts staff developed the exhibition for tour to Charles Darwin University in May, writing interpretive labels and developing an audio visual component.

Supported by Buku-Larrnggay Mulka and the Yirrkala Print Space.

Tour: 11 May to 15 July

Curator | artist talks | public programs: 1

Venues: 1

Audience: 489

Development

Balnhdhurr – A Lasting Impression

An anticipated 2017 – 2019 national tour of *Balnhdhurr – A Lasting Impression* is to include a dedicated education kit, purpose designed Family Activity Centre and a digital app, along with a range of public programs designed to engage audiences.



Still in My Mind

An intricate audio visual-based exhibition exploring notions of home and country connected to the Gurindji Walk Off, *Still in My Mind* is curated by renowned Indigenous curator Brenda Croft in collaboration with the Kalkarindji community. *Still in My Mind* is currently in development with the University of New South Wales Art Gallery and the University of Queensland Art Museum gearing up for its opening in 2017. Resources are being put towards securing an itinerary for a national tour in 2018, and to develop public programs and audience engagement components to accompany the tour.

SPARK

SPARK is a new Artback NT initiative designed to encourage and support the development of critical and curatorial practice within the NT, while also building strong partnerships with arts development organisations and presenting venues across the Territory.

Supported by the Regional Arts Fund and venues throughout the Territory.

Balnhdhurr - A Lasting Impression at Charles Darwin University Art Gallery. Photo by Charles Darwin University

Residencies

Kerjasama | Collaborate

Kerjasama (Collaborate), an international collaborative exchange between an Indigenous artist and an Indonesian artist saw Tony Albert and Angga Kusno Timoteus visit Alice Springs for six weeks in June. The shared synergy and genuine friendship that developed between these two creative practitioners fostered exhibitions in Alice Springs and Yogyakarta in Indonesia. In addition, Tony Albert worked closely with Ngurra Tjuta Art Centre artists on a series of watercolours that were later exhibited in a sell-out show in Sullivan + Strumph gallery in Sydney, returning financial and critical acclaim to these Alice Springs-based artists. Tony also supported Ngurra Tjuta artists to develop works for inclusion in the inaugural Vincent Lingiari Award and artists were inspired to develop an additional series of works subsequently purchased by national collections. Ngurra Tjuta artists presented at the annual Desert Mob symposium about this inspiring collaborative experience with Tony and the excellent work it produced.

This project was administered and facilitated in partnership with Melbourne University's Asialink program and Cemeti House Yogyakarta.

National Artist-in-Residence

Tobias Richardson was the successful recipient of Artback NT's National Artist-in-Residence for 2016. Tobias spent five weeks in Alice Springs working out of the Central Australian Art Shed studio spaces, with visits to the nearby communities of Santa Teresa, Yuendumu, Hermannsburg and Utopia. Tobias held a pop-up exhibition *Miss-tint Buildings* and an open studio weekend to engage local audiences with the ideas and techniques of work produced during his residency.



Emu Dance from Nunggarrgalu Women
Dancers performing at Numburindi Festival.
Photo by Benjamin Bayliss

Indigenous Traditional Dance

2,219
audience



68
events +
workshops

14
venues



*not all data for these totals is displayed in this report

2016 was an exciting year for the Indigenous Traditional Dance Program (ITDP), as it delivered programming with two communities simultaneously for the first time. Borrooloola and Numbulwar both delivered incredibly successful community festivals, which engaged local members across all levels of participation. New strategic and creative partnerships were formed and there was a strong sense of empowerment and achievement left in the community to grow and build on in 2017 and the future.

Borroloola

Due to the continued successful engagement with Borroloola, ITDP delivered a series of workshops while also supporting the inaugural *Malandarri Festival*. Artback NT was able to secure funding that supported both the employment of ongoing staff, as well as programming and delivery.



This year was all about handing over training and self-determination to the Borroloola community. Arts workers in Borroloola took on greater leadership roles to deliver activity on the ground, while a second arts worker was engaged to provide support.

A series of workshops and training were delivered in Borroloola including Junk Sculptures, videography, sound and lighting production. New dances were created, while Music NT’s Sista Sounds initiative delivered song writing workshops in Robinson River.

Funded and supported by the Northern Territory Government, Waralungku Arts, McArthur River Mining, Mabunji Aboriginal Resource Centre and MAWA.

Events: 1
Workshops: 22
Venues: 6
Audience: 1,362

Yellow Kokowam boys and men performing at Malandarri Festival. Photo by Benjamin Bayliss

Numbulwar

With limited program funding, ITDP was able to engage with the community of Numbulwar in South East Arnhem Land, conducting a series of consultations that led to the successful delivery of the inaugural *Numburindi Festival*.

Numbulwar is made up of four different traditional dance groups that all have a strong cultural practice; therefore, there was not the same level of external support required for cultural maintenance or intergenerational exchange in the same way as previous ITDP sites. This allowed festival coordinators to work with community leaders to develop a best practice model of festival delivery that showcased unique culture and traditional dances, as well as the bush bands from Numbulwar.

Artback NT is looking forward to working with the community of Numbulwar to devise site and culturally specific programming over the next three years.

Funded and supported by the Australian Government’s Catalyst – Australian Arts and Culture Fund, Northern Territory Government, Roper Gulf Regional Council and the Foundation for Rural & Regional Renewal.

Events: 2
Workshops: 10
Venues: 3
Audience: 847

Garrwa dancers from Robinson River performing at Malandarri Festival. Photo by Benjamin Bayliss





Broken at Darwin Festival.
Photo by Paz Tassone


Performing Arts

4,681
audience



55
events +
workshops

27
venues



*not all data for these totals is displayed in this report

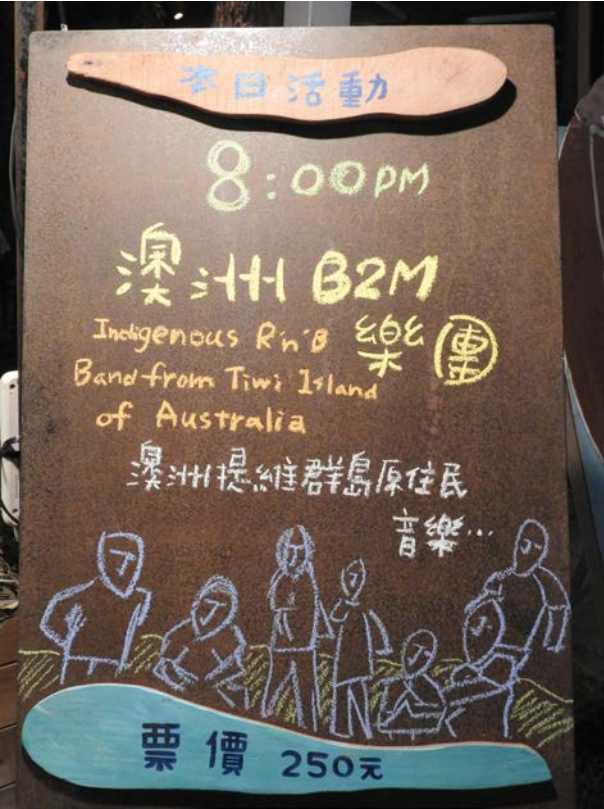
It's been an exciting time for Artback NT's performing arts program. A huge amount of work was achieved for Artback NT and the arts sector, as 2016 saw the merging of our performing arts and music programs. We said goodbye to Producer, Britt Guy, and welcomed Liz Rogers as the Performing Arts Manager. 2016 saw the implementation of a strong development and touring initiative focused entirely on the growth, upskilling and employment of NT artists who represented themselves regionally, nationally and internationally throughout the year.

Touring

B2M

The 2016 Showcase at the Australian Performing Arts Market in Brisbane was used to target our neighbours in the South East Asia Region. This led to a tour throughout Taiwan supported by the Australian Office Taipei, the Australia China Council and the Northern Territory Government. This was an extraordinary opportunity for shared connections with artists, audiences and cultural exchanges with B2M and the Indigenous Taiwanese people.

Ongoing relationships will continue with individuals, communities and organisations met along the way including Pulima Art Festival, Indigenous Peoples Culture Park, Pingtung and Wild Fire Music. Artback NT is committed to developing strong connections with Taiwan, providing support in relation to Australia and its music scene. This project was the stepping stone for new collaborations and artistic projects,



B2M Poster

which will benefit artists and their communities, both in Australia and in Taiwan.

B2M’s successful tour to Taiwan has inspired them to create a new album mixing ancient traditional Tiwi chants and those of other Indigenous cultures called *Project Songlines*.

Supported by the Australian Office Taipei, the Australia China Council and the Northern Territory Government.

Partner - Skinnyfish Music.

Tour: 1 to 15 November

Performances: 9

Workshops: 1

Venues: 9

Audience: 2,585

BROKEN

Speaking strongly of the Northern Territory desert and of fate, hope and desolation, *Broken* is one of Mary Anne Butler’s most stunning plays. Artback NT managed the Northern Territory showcase and tour of the award winning play, one that had a resoundingly powerful reception with concurrent seasons in Sydney and the Northern Territory. After a sold out season at Brown’s Mart for Darwin Festival, *Broken* hit the road and toured to Katherine, Alice Springs and Nhulunbuy. This poetic and significant narrative was performed by Ciella Williams, Gus Murray, Shaynee Brayshaw and directed by Gail Evans.

Artistic Company: Knock-em-Down Theatre

Playwright: Mary Anne Butler

Director: Gail Evans

Cast: Shaynee Brayshaw, Ciella Williams, Gus Murray

Set and Costume Design: Kris Bird

Lighting Design: Sean Parady

Sound Design: Angus Robson

Stage Manager: Andi Egan

Production Manager: Barry Ramage

Funded and supported by the Australian Government’s Catalyst – Australian Arts and Culture Fund, Northern Territory Government, Janet Holmes á Court AC, Brown’s Mart Theatre, Darwin Festival, Gove Arts Theatre, Gove Peninsula Festival, Katherine Regional Arts, GYRACC and Araluen.

Tour: 10 to 21 August

Performances: 12

Venues: 4

Audience: 1,156

BROKEN – workshops

Following the Northern Territory tour of Mary Anne Butler’s play *Broken*, Artback NT delivered a workshop program facilitated by Mary Anne Butler and director, Gail Evans. Presented in Nhulunbuy, Katherine, Tennant Creek and Alice Springs, these workshops offered new challenges to existing writing and theatre practitioners and provided entry skills into theatre and writing for participants new to the art form.

Funded and supported by Regional Arts Fund, Northern Territory Government, Gove Arts Theatre, Gove Peninsula Festival, Katherine Regional Arts, GYRACC, Barkly Regional Council, Red Hot Arts and Araluen.

Dates: 17 to 28 October

Workshops: 14

Venues: 4

Participants: 92

Serina Pech

Serina Pech, a singer-songwriter from Katherine in the Northern Territory, combines raw vocal

beauty with junk-yard style percussion. With her Melbourne-based percussionist, Caitlin Thomas, Serina blew audiences away during her 2016 debut tour of *Not Like Them* with venues in Sydney, Melbourne, Brisbane, Perth and throughout the NT. Serina’s final solo show at Darwin Festival was a triumph, capping off the tour by sharing the stage with award-winning singer-songwriter Joey Ayala. Serina is looking ahead to further develop her music with the assistance of Perambulator Records.

Funded and supported by the Australian Government’s Catalyst – Australian Arts and Culture Fund, Northern Territory Government, Perambulator Records, Darwin Festival, Katherine Regional Arts and Barkly Regional Arts.

Tour: 30 July to 13 August

Performances: 7

Workshops: 1

Venues: 7

Audience: 442

Walking Together

Walking Together is an interactive arts project where kids are the experts! Born out of the internationally renowned *Walking Neighbourhood* project, *Walking Together* provides a unique opportunity for young people to work as artists to create and share stories about their home, their favourite places, everyday activities and their past and future adventures.

Walking Together made its way to the community of Borroloola, where young people revealed special worlds that held humour, hidden spaces, imaginative games and community characters to project facilitators, Elders and other community members. These walks culminated in a final exhibition featuring content gathered from around the community, including short films, audio recordings and a hand drawn map of Borroloola.



Creatives

Giema Contini – artist

Matt Prest – artist

Amanda Shone – artist

Britt Guy – creative producer

Marlene Timothy – cultural liaison

Funded and supported by the Australian Government's Indigenous Languages grant, Waralungku Arts and McArthur River Mining Community Benefits Trust

Tour: 8 to 20 August

Performances: 2

Workshops: 8

Venues: 1

Audience: 396

Development

Coal Face

In development is Sarah Hope's *Coal Face*, a play about the tensions between people on the land, family and heartache, and how to reconcile an identity when you don't understand your own past. *Coal Face* has been supported through Brown's Mart's commissioning fund from Copyright Agency Limited and through the Brown's Mart development program, BUILD UP. In 2016, Artback NT's support enabled dramaturg Mary Anne Butler to work with Sarah Hope and actors Peter Hayes, Becky Gethen and Andrea Egan on a creative development and reading.

Funded and supported by the Australian Government's Catalyst – Australian Arts and Culture Fund.

B2M in Fuli Village in Hualien.

Photo by James Mangohig

Walking Together in Borroloola.

Photo by Britt Guy

Sector Support

Artback NT, in partnership with Brown's Mart Theatre and Red Hot Arts, accessed strategic funds from Arts NT to support a delegation of NT arts ambassadors from the cultural sector to attend Australian Performing Arts Market (APAM), Australia's leading internationally focused industry event for contemporary performing arts.



Twelve delegates (six artists and six arts workers) attended the week-long event in Brisbane. Talks, showings, round tables and industry gatherings allowed them a chance to share their work, advocate for the broader NT sector and undertake professional development.

The opportunity for these artists and arts workers to learn first-hand just where their work is placed in the national artistic conversation provided clear insight into the pathways they needed to develop for successful national presentation and touring. This understanding of the realities of creating and producing artistic works in the NT created sustainable expectations around the finances, time and quality required for the work to be successful.

Serina Pech. Image by Claudia Sangiorgi Dalimore



Aaron Lim running his Artist on Tour workshop in Jilkminggan.
Photo by Eve Pawlik

Artists on Tour

715
audience



72
workshops

26
venues



In 2016 Artback NT launched its Artists on Tour workshop program. The initiative identified gaps for regional and remote areas in accessing development opportunities for emerging and established artists in both young and adult populations. Artists on Tour connected six leading Northern Territory art practitioners with communities across the Northern Territory between August and December. The program was lucky enough to have the following workshop facilitators, Mel Kerl, Aaron Lim, Kamahi Djordon King, Tracey Bunn, Gail Evans and Mary Anne Butler. Workshops were offered in song writing, theatre, dance, hip hop, visual arts, cabaret and writing.

The range and scope of the program was diverse from one off to intensive week long workshops. Kamahi Djordon King was on the road delivering visual arts and theatre workshops for two weeks through the towns and remote Indigenous Australian communities of Yulara, Lilla, Imanpa, Alice Springs and Yuelamu. Aaron Lim not only delivered hip hop workshops to six Darwin-based schools, he also toured Darwin to Tennant Creek and back, stopping through the remote Indigenous Australian communities of Beswick, Barunga and Jilkminggan on the way. Mel Kerl travelled from her Alice Springs home for a week-long tour to deliver cabaret and dance workshops in Nhulunbuy and Darwin. Mary Anne Butler, just prior to her *Broken* workshop tour, worked with Casuarina Senior College on script writing for film. Tracey Bunn engaged with Darwin, Katherine and Manyallaluk Schools breaking down song writing practice and performance skills for students through

her workshops. Following the tour of the play *Broken*, Gail Evans toured the associated theatre workshop program to Nhulunbuy, Katherine, Tennant Creek and Alice Springs.

The opportunity for these talented artists to share and spread their skills through the NT was invaluable with many seeds planted for future activities in these communities in the coming years.

Funded and supported by the Australian Government's - Catalyst Australian Arts and Culture Fund, Northern Territory Government, Northern Territory Government – Road Safety, Regional Arts Fund

Tour: August to December

Workshops: 72

Venues: 26

Audience: 715



Mary Anne Butler with students from Casuarina Senior College. Photo by Eve Pawlik

Mel Kerl running a workshop with students. Photo by Eve Pawlik



On the move.
Photo by Eve Pawlik

Disability Action Plan

Artback NT strives to operate ethically in its dealings with all staff, artists, audience members and program participants regardless of cultural, religious, ethnic, gender or other differences. We understand that the context in which we work demands a practice that is both inclusive and flexible.

Artback NT - Disability Action Plan 2016

GOAL ONE - To show leadership by promoting excellence in arts and disability practice		
Action	Measurable Target	Achievements against targets
To continue to provide opportunities for visual artists with disability to develop new partnerships, develop and tour their work.	<ul style="list-style-type: none">· Source funding; build relationships;· Facilitate the development of new work through linking artists and organisations· Respond in a timely manner to requests for additional information	<ul style="list-style-type: none">· Artists and audiences with disability are a part of our current nationally touring shows· Relationships are ongoing· No funding specifically sourced for new disability projects however current touring shows include artists with disability· Access organisations in 7 exhibition venues areas contacted to ensure they are aware of our audio description opportunities· Access organisations approached to submit exhibition development and touring proposals· All requests responded to within a timely manner.
To continue to provide opportunities for N.T performing artists with disability to tour their work in the NT and nationally	<ul style="list-style-type: none">· A minimum of 1 development / tour to include artists with disability· Engage with a minimum of 2 disability orgs in the tours· Disseminate information; support artists and audiences; facilitate relationships	<ul style="list-style-type: none">· Walking Together, Borroloola, worked with and presented to those with disability within the community· Activity in Borroloola and Numbulwar included artists with disability· Regional arts organisations to whom we delivered were the interface with access organisations within their region· Information disseminated
To continue to explore ways of increasing access to visual arts exhibitions for people who are blind, have low vision, limited access to the visual arts or who have literacy issues	<ul style="list-style-type: none">· Product – MP3 players with audio descriptions to travel with Artback NT nationally touring exhibitions, <i>Punṁuku Tjukurpa</i> and <i>Colours of the Country 3</i>.· Deliver audio descriptions on future nationally touring exhibitions· Contact disability service providers in venue regions to ensure that they are aware of the opportunities provided through Artback NT’s exhibitions	<ul style="list-style-type: none">· Audio descriptions delivered for <i>Colours of the Country 3</i> and the launch and subsequent national tour 2015 – 2018 of <i>Punṁuku Tjukurpa</i>; they are available for download through the Artback NT website· Audio descriptions are also available through the mobile phone app· Local language speakers hired to provide teaching aids re language for the mobile phone app· Access issues a key part of visual arts funding submissions for 2017 programs and beyond
Assisting in audience development for people with disability	<ul style="list-style-type: none">· Work locally, regionally and nationally with presenting partners to ensure venue access	<ul style="list-style-type: none">· Ongoing across all of the organisation’s programs

GOAL TWO - To increase awareness of arts and disability issues within the organisation		
Action	Measurable Target	Achievements against targets
To actively encourage applicants with a disability to apply for positions	<ul style="list-style-type: none">· Ensure that interview panels are up to date on equal opportunity employer responsibilities· Provide information to interested applicants regarding wage subsidies and support services available for employees with disability· Make sure staff are familiar with the National Arts and Disability Strategy	<ul style="list-style-type: none">· Achieved and ongoing· Achieved and ongoing· Achieved and ongoing
Work with Arts NT and the NT Government to continue upgrading Frog Hollow Centre for the Arts and other Artback NT remote offices to improve access.	<ul style="list-style-type: none">· Identify the best method to improve access to a heritage building with access issues· Access issues are identified on a minimum of 85% of all Anchor Tenant agendas/meetings with the NTG and Frog Hollow residents	<ul style="list-style-type: none">· Achieved and ongoing· Achieved and ongoing
Continue assisting in the dissemination of information regarding opportunities empowering people with disability to participate in or gain access to the arts.	<ul style="list-style-type: none">· An increase of a minimum of 10% in increased sharing of information between organisations regarding arts and disabilities.· Increase in opportunities to access/and or participate in the arts in the NT.	<ul style="list-style-type: none">· Communication between orgs the same as 2015· Access organisations in exhibition venues areas contacted to ensure they are aware of our audio description opportunities
GOAL THREE – TRACKING PROGRESS AND REPORTING		
Action	Measurable Target	Achievements against targets
DAP Board Sign-off	Disability Action Plan endorsed by the Board	<ul style="list-style-type: none">· Achieved
DAP Review	Reviewed and endorsed by the Board	<ul style="list-style-type: none">· Achieved
Successful projects, tours and events	KPIs as in strategic plan; yearly program	<ul style="list-style-type: none">· Achieved



Malandarri Festival.
Photo by Benjamin Bayliss

Reconciliation Action Plan

Our vision for reconciliation - Reconciliation is embedded in everything Artback NT delivers ranging from skills development to touring activities. Artback NT supports and promotes the cultural life of the Territory and engages with many Indigenous and non-Indigenous communities throughout the Territory and nationally. All staff operate from a community cultural development background and are committed to skills development, governance mentorship and training for Indigenous artists and audiences. The organisation's programming is reflective of Indigenous and non-Indigenous talent and expression and ATSI people are encouraged to apply for any position available.

Artback NT - Reconciliation Action Plan for the Year 2016

GOVERNANCE THROUGHOUT ALL OF ARTBACK NT'S ACTIVITIES		
Action	Measurable Target	Results
Indigenous representation on the Board	A minimum of two Indigenous Board members at all times	<ul style="list-style-type: none">· Achieved and ongoing
Respect for Indigenous cultural protocols	<ul style="list-style-type: none">· Welcome to Country and other protocols where appropriate· Artback NT touring guidelines incorporate protocols· Touring parties to be inducted by Artback NT tour managers	<ul style="list-style-type: none">· Achieved and ongoing· Achieved and ongoing· Achieved and ongoing
Respect for Indigenous intellectual property	<ul style="list-style-type: none">· Contracts to have culturally appropriate clauses regarding documentation· Adherence to the Indigenous Art Code· Website to have appropriate acknowledgements including statements about traditional knowledge and recognition of Traditional Owners in tour itineraries· Comprehensive and culturally secure image and other release forms	<ul style="list-style-type: none">· Achieved and ongoing· Achieved and ongoing· Achieved and ongoing· Achieved and ongoing
Ochre cards and all requirements completed before entering Indigenous communities	<ul style="list-style-type: none">· All tours have up to date governance requirements· Adherence regarding requirements for appropriate permits through Land Councils / Community permissions	<ul style="list-style-type: none">· Achieved and ongoing· Achieved and ongoing
RELATIONSHIPS	Tell us why respectful relationships between Indigenous and non- Indigenous people are important to your organisation and its core business activities.	
Focus area: Respectful relationships are essential to enable the organisation to operate ethically and to enable it to truly build partnerships for maximum access to audiences and to increase our development and delivery potential. Indigenous people make up over 30% of the Territory's population. Respectful relationships are always important and more than 50% of our activity involves Indigenous performers and audiences.		
Action	Measurable Target	Results
Strategic Planning	New 2016-2020 Strategic Plan is recognised and used by all staff as a guide in their day to day work.	<ul style="list-style-type: none">· 2016 – 2020 strategic plan delivered with appropriate cultural protocols
Vision / Capacity Statement	Vision statement links communities, empowers artists and facilitates quality cultural experiences for remote and regional audiences	<ul style="list-style-type: none">· Capacity statement delivered with appropriate cultural protocols· Vision ongoing across all of the organisation's programs
Arts Development and Touring Program –exhibitions, events and workshops	Touring program has content that includes, responds to and promotes Indigenous visual arts, performance and music	<ul style="list-style-type: none">· Achieved and ongoing across all of the organisation's programs· See 2016 touring map for details

RESPECT	Tell us why respect for Indigenous people, culture, land, history etc is important to your organisation and its core business activities.	
Focus area: Artback NT is not just a touring organisation and respect is evidenced by the organisation's values and mission to leave something behind in the communities we visit. In addition, whilst the primary objective is to build arts practice and deliver touring experiences, equally a key role is the mentoring and the professional development of Northern Territory visual and performing artists in the requirements for touring. Training through workshops and/or the delivery of accredited programs by qualified Artback NT staff or our Artist on Tour program will offer development and employment opportunities.		
Action	Measurable Target	Results
Indigenous Traditional Dance Program (ITDP)	<ul style="list-style-type: none">Indigenous employment – Cultural Engagement Officer position - BorroloolaAppropriate professional development offered and mentoring support available if and when requiredFrom a community invitation add a second community to the ITDP program – NumbulwarOffer national opportunities – Red Flag Dancers @ APAM	<ul style="list-style-type: none">Marlene Timothy, Cultural Engagement Officer, BorroloolaMarlene supported to finalise her study for her Certificate III in Events Management through Charles Darwin University.ITDP was also able to secure a work placement for Marlene as part her studies with the NIMAs (National Indigenous Music Awards)Numbulwar was added to the ITDP program and the Numburindi Festival delivered in OctoberElla Geia was supported to attend APAM in Brisbane
ITDP Workshops	<ul style="list-style-type: none">Recognition of cultural knowledgeIntergenerational teachingCultural maintenanceOffer a minimum of 3 mentoring experiences	<ul style="list-style-type: none">Achieved and ongoingAchieved and ongoing. Two new dance works created across language groupsAchieved and ongoing4 mentoring and 8 professional devt opportunities offered
Performance Development and Touring	<ul style="list-style-type: none">2 confirmed developments / tours featuring Indigenous content and performers –Gary Lang NT Dance Company; B2M at APAM1 tour visiting remote Indigenous comms within the NT – Dog Dog and Milly the Detective Tour (funding TBC)A new initiative, Artback NT's Artist on Tour program, incorporates Indigenous artists and offers employment opportunities throughout the TerritoryWalking Neighbourhood focusing on children as future artists in the remote communities of Yirrkala and Borroloola	<ul style="list-style-type: none">B2M at APAM highly successfulGary Lang NT Dance Co deferred4 tours visiting remote Indigenous coms within the NT; Dog Dog will occur in 2017; Funding for Milly unsuccessful.The Artists on Tour initiative was a huge success delivering skills devt opps by an internationally renowned NT Indigenous artist to some of the most remote schools in the country. This program will be expanded in 2017;Walking Neighbourhood delivered successfully in Borroloola. Unable to match schedules for delivery in Yirrkala.

Action	Measurable Target	Results
Visual Arts Development and Touring	<ul style="list-style-type: none">· Education kits to accompany touring exhibitions· Room brochures and text panels which illustrate and promote Indigenous content in a culturally appropriate manner· Support the facilitation and touring of public programs to ensure meaningful engagement with territory and national audiences· Development of a major new Indigenous visual arts exhibition in conjunction with a number of community stakeholders	<ul style="list-style-type: none">· All nationally touring exhibitions have extensive education kits with appropriate cultural protocols· Agreement made with Buku Larngay Mulka for a national tour of <i>Balnhdhurr</i>.· Appropriate, informative and appealing exhibition content for <i>Balnhdhurr</i> delivered including wall panels, labels and signage· Delivered public programs nationally across the visual arts program
OPPORTUNITIES	Tell us why opportunities for Indigenous people, organisations and communities are important to your organisation and its core business activates.	
Focus area: The Artback NT program incorporates significant activity in the Northern Territory’s Indigenous Visual Arts and Performance Sectors including Dance, Music and Theatre. This is important to the organisation as it allows Artback NT to work with individuals, groups and arts based organisations to present and tour a dynamic and exciting range of arts experiences across the Territory and nationally.		
Action	Measurable Target	Results
DanceSite Event: Presentation and showcase of traditional Indigenous Dance	<ul style="list-style-type: none">· Event to be held in Borroloola July· Event to be held in Numbulwar Oct (funding TBC)· Local event management committee formed in both locations; Hold a minimum of 5 meetings throughout the year to establish correct cultural protocols, select participants and oversee production process· Over 150 Indigenous performers participating· Placement of local Indigenous event management trainees and mentorees· Employment opportunities for community	<p>Highly successful Malandarri Festival event delivered</p> <ul style="list-style-type: none">· 7 Meetings held· 12 Committee Members· 218 Artists engaged· 3 Professional development <p>Event performers:</p> <p>Dancers – Ngardji Dancers 45; Blind Mermaid Dancers – Garrwa 60; Wandangula Dancers - Garrwa 80; Djuki Mala 3; Yellow Kokowam Murray Island 12; Musicians – Malandarri Band 8; Sandridge Band 8; EllaRay 2; Production 36 (includes Indigenous trainees); Contractors 15; Volunteers 12</p> <p>Highly successful Numburindi Festival event delivered</p> <ul style="list-style-type: none">· 4 Meetings held· 16 Committee Members· 200 Artists engaged· 4 Professional development <p>Event performers:</p> <p>Dancers x 155; Musicians x 45; Production x 20; Contractors x 4; Volunteers x 5</p>

Action	Measurable Target	Results
Workshops: opportunities for cultural maintenance, intergenerational training and professional development through the ITDP.	<ul style="list-style-type: none">· A minimum of 4 workshops per year (funding to be confirmed)· Participation in DanceSite (renamed Malandarri Festival)· Participation in other national events if appropriate	<ul style="list-style-type: none">· 4 Borroloola Community Markets delivered· Malarndarri Festival delivered· Supported the development and presentation of 2 new Indigenous traditional dance pieces· Supported Ella Geia to attend APAM, Brisbane
Performance Development and Touring: Capacity building and succession planning throughout the Territory, nationally and internationally	<ul style="list-style-type: none">· A minimum of 2 tours developed with Indigenous artists, producers or companies· Touring to a minimum of 4 remote Indigenous communities affected by a lack of resources.· A minimum of one national performance outcome for Indigenous artists· A minimum of \$60,000 secured for Indigenous and cross cultural projects	<ul style="list-style-type: none">· 2 tours delivered by an Indigenous artist through Artists on Tour· Artists on Tour delivered to 10 remote Indigenous communities as well as towns throughout the Territory· Secured funding for B2M’s showcase at APAM, Brisbane, followed by an international tour to Taiwan which featured cultural exchange between Indigenous minorities· Intensive development at Borroloola with Walking Together supporting children’s mentoring and artistic development· Over \$180,000 secured for Indigenous / cross cultural projects
Visual Arts Development and Touring: Development and touring of significant Indigenous exhibitions	<ul style="list-style-type: none">· <i>Beanie Festival</i> touring – <i>Colours of the Country 3</i> – over 75% Indigenous content· <i>Punuku Tjurkupa</i> touring. 100% Indigenous content· <i>Still in My Mind</i> – <i>development</i>. 100% Indigenous content	<ul style="list-style-type: none">· Delivered <i>Beanie Festival</i> to 5 venues· Delivered <i>Punuku Tjurkupa</i> to 4 venues. Extensive opening weekend public programs at all venues with artists from Maruku Arts.· Agreement made with Buku Larngay Mulka re a major new touring exhibition. Delivered to CDU in May and national tour to begin 2017.· Negotiations with Indigenous Curator, Brenda Croft and UNSW re a partnership for <i>Still in My Mind</i> – to open in 2017
TRACKING PROGRESS AND REPORTING		
Action	Measurable Target	
RAP Review	Activities as listed above	
Successful projects, tours and events	KPIs as in strategic plan; approved yearly programs	

Artback NT Northern Territory Activity 2016

Total number of NT events by location and attendance

Location	Total venues	Total events + w'shops	Total audience
Darwin	10	27	1,532
Palmerston	4	6	60
Katherine	8	19	313
Barkly Shire	4	10	173
Alice Springs	10	17	320
Roper Gulf	13	72	2,666
East Arnhem Land	5	27	312
TOTAL	54	178	5,376

In 2016, Artback NT delivered 178 events and workshops to a total of 54 venues across the Northern Territory, reaching an audience of 5,376.

Outside of the Territory, the organisation took 27 events and workshops to 17 venues around Australia, presenting high quality, creative work to audiences of 51,552. Despite being a tumultuous year due to an uncertain funding landscape, Artback NT touched audiences of 56,928 Australia-wide, while also journeying internationally to Taiwan with B2M, an RnB band hailing from the Tiwi Islands, and performing to 2,595 new fans.

Arts activity across the organisation included –

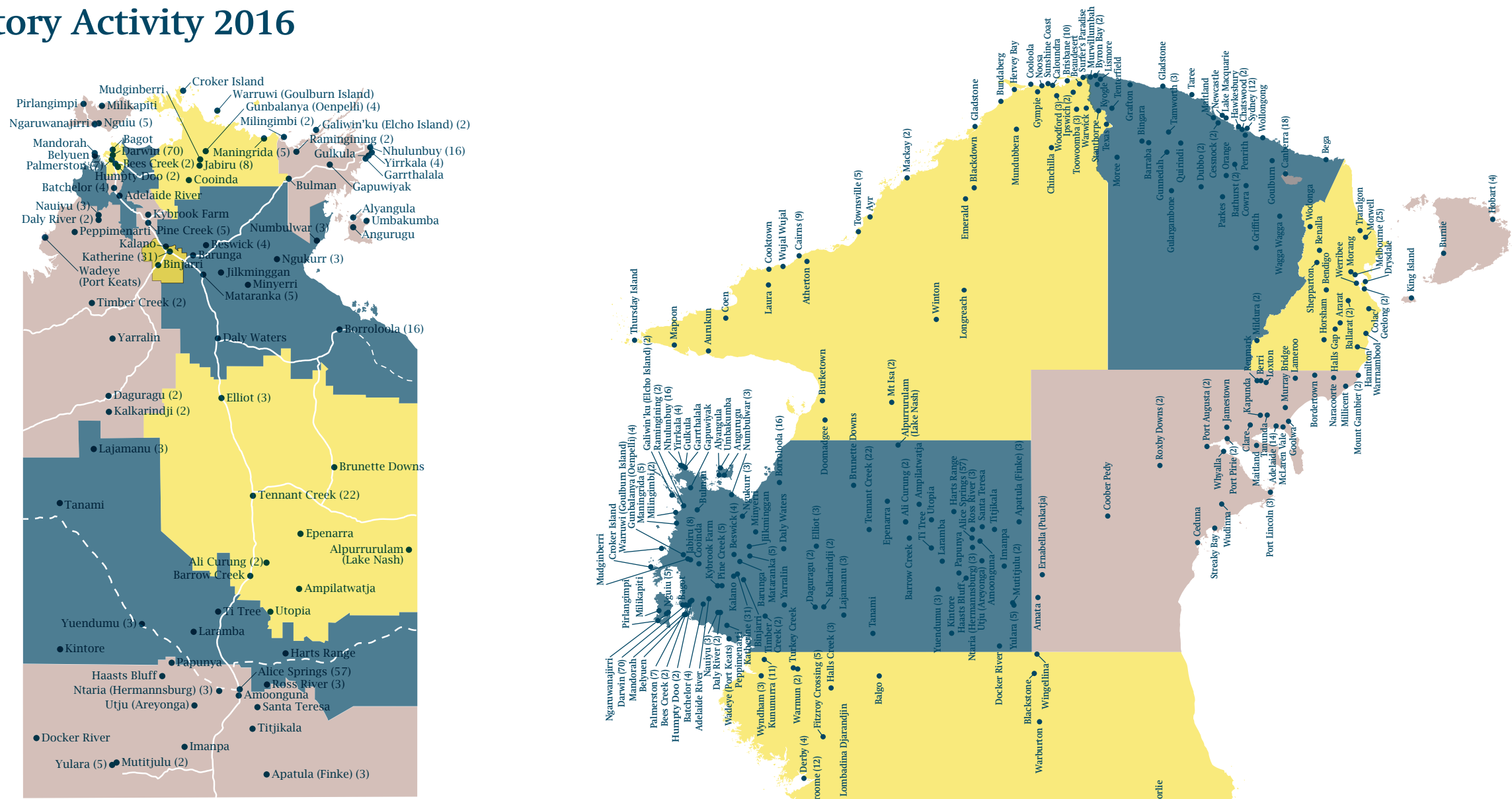
Performing Arts – total of 31 events, with 16 in the NT, six nationally and nine internationally

Visual Arts – total of 12 events, with three in the NT and nine nationally

Indigenous Traditional Dance – total of 36 events, with 29 in the NT and seven nationally

In 2016, Artback NT also –

- **Presented** 82 events and workshops to 25 schools across the Territory
- **Launched** its inaugural Artists on Tour initiative, delivering quality arts experiences to 715 NT school children by providing touring opportunities to six Territory artists
- **Assisted** the community of Borroloola to deliver **Malandarri Festival** for the first time
- **Collaborated** with the community of Numbulwar on the Gulf of Carpentaria to present **Numburindi Festival**, a celebration attended by over 800 people
- **Toured** B2M to Taiwan where they were invited to perform at the Pulima Indigenous Arts Festival. They also travelled to Indigenous communities for cultural exchange workshops
- **Managed** the NT showcase and tour of Mary Anne Butler’s award-winning play, *Broken*



NT map showing scope of Artback NT delivery across all 5 municipalities and 11 local government shires from 1996 - 2016. Numbers in brackets indicate number of venues in that location. (NB: 1994 - 1995 location information is not available.)



Indigenous R&B group B2M on their tour of Taiwan with students from the School of Indigenous Affairs at the National Dong Hwa University. Photograph: James Mangohig

Artback NT Touring Venue by Location (690) 1996 - 2016



Map of Australia showing scope of Artback NT delivery across all six states and two territories of Australia from 1996 - 2016.

Numbers in brackets indicate number of venues in that location.

(NB: 1994 - 1995 location information is not available.)





Painting up at Malandarri Festival.
Photo by Benjamin Bayliss

Financial Report

Created: 10/02/2017 10:59 AM

Profit & Loss [Budget Analysis]

January 2016 To December 2016

Artback NT Inc.

PO Box 535
Darwin NT 0801
Phone 08 8941 1444
Fax 08 8941 1344

ABN: 72 598 610 340

	Selected Period	Budgeted
Income		
Grants		
Grants (Com) Operating Recurre		
Australia Council Triennial	\$81,002.00	\$81,002.00
Grants (Com)Projects Non-recur		
Catalyst Grant	\$442,536.43	\$442,536.43
Other Grants Commonwealth	\$94,380.00	\$94,380.00
Grants (State) Operating Recur		
Arts NT Operational	\$276,000.00	\$276,000.00
Grants (State)Projects Non-rec		
Frog Hollow Anchor Tenant	\$70,000.00	\$70,000.00
Arts NT Other Grants	\$55,000.00	\$55,000.00
Arts NT Regional Arts Fund	\$20,000.00	\$20,000.00
Other Grants State	\$110,636.54	\$110,636.54
Grants (Local) Capital		
Community Benefit Fund	\$10,000.00	\$10,000.00
Total Grants	\$1,159,554.97	\$1,159,554.97
Income Other		
Artback NT Support	\$40,114.35	\$38,985.00
Support from other funded prog	\$187,714.07	\$182,963.95
Total Income Other	\$227,828.42	\$221,948.95
In Kind Support		
Arts NT In-kind	\$148,644.00	\$148,644.00
Artback NT In Kind Support	\$13,329.20	\$13,500.00
In Kind Support Other	\$137,156.00	\$137,156.00
Mabunji In-Kind Support	\$30,905.00	\$30,905.00
Total In Kind Support	\$330,034.20	\$330,205.00
Unexpended grants prior year		
Projects Unexpended Grants	\$30,698.50	\$30,698.50
Unexpended grants Arts NT	\$30,568.97	\$30,568.97
Unexpended Arts NT Region Arts	\$35,000.00	\$35,000.00
Unexpended grants Visions	\$103,135.88	\$103,135.88
Unexpended grants Aust Council	\$13,626.93	\$13,626.93
Total Unexpended grants prior year	\$213,030.28	\$213,030.28
Trading/Operating Activities		
Sale of Goods		
Auspices Fees	\$1,000.00	\$1,000.00
Catalogue sales - Djal/Punuku	\$1,375.92	\$500.00
Catalogue sales ReCoil	\$800.00	\$1,000.00
Exhibition Fees	\$34,500.00	\$31,416.06
Performance Fees	\$65,536.10	\$69,514.10
Production equipment	\$399.79	\$0.00
Royalties	\$4,313.48	\$4,000.00
Consultancies/Tour Mgmt/ Comm	\$0.00	\$1,000.00
Visual Arts Tour Management	\$4,161.68	\$4,000.00
Service Provision	\$41,740.65	\$41,800.00
Workshops	\$12,853.64	\$12,500.00
Total Sale of Goods	\$166,681.26	\$166,730.16
Other Income		
Interest - Unrestricted	\$9,926.60	\$10,000.00
Sponsorships and Donations		

Created: 10/02/2017 10:59 AM

Profit & Loss [Budget Analysis]

January 2016 To December 2016

Artback NT Inc.

PO Box 535
Darwin NT 0801
Phone 08 8941 1444
Fax 08 8941 1344

ABN: 72 598 610 340

	Selected Period	Budgeted
Sponsorship/Donations	\$27,943.00	\$27,000.00
McArthur River Mines	\$89,090.91	\$89,090.91
Total Sponsorships and Donations	\$117,033.91	\$116,090.91
Recoupments		
Travel and accommodation	\$14,067.06	\$8,500.00
Miscellaneous Income	\$6,198.66	\$0.00
Tenant Levy	\$33,330.00	\$33,330.00
Total Trading/Operating Activities	\$347,237.49	\$334,651.07
Total Income	\$2,277,685.36	\$2,259,390.27
Gross Profit	\$2,277,685.36	\$2,259,390.27
Expenses		
Operational		
Anchor Tenant Cleaning	\$19,068.59	\$17,500.00
Anchor Tenant Electricity	\$34,263.49	\$40,000.00
Annual Report	\$3,804.09	\$4,000.00
Audit Fees	\$4,500.00	\$5,198.64
Auspicing Fees	\$1,000.00	\$1,000.00
Bank Charges	\$565.28	\$600.00
Bank Charges - Credit Card	\$806.41	\$600.00
Board/Governance Expenses	\$1,137.99	\$500.00
Board - travel / accommodation	\$8,230.64	\$7,000.00
Computer / Electronic R & M	\$5,101.56	\$6,000.00
Depreciation - Plant & Equipme	\$4,307.00	\$5,000.00
Design work	\$666.25	\$500.00
Freight	\$118.18	\$0.00
Foreign Currency Exchange Loss	\$1,946.90	\$0.00
Insurance-Commercial Package	\$3,369.13	\$10,000.00
Insurance-Goods in Transit	\$875.00	\$750.00
Insurance-Associations Liabili	\$1,815.15	\$0.00
Insurance-Voluntary Workers	\$616.13	\$600.00
Internet Account	\$1,482.78	\$1,500.00
Management Support	\$40,114.35	\$38,985.00
Meeting Expenses	\$1,668.72	\$1,500.00
Motor Vehicle Fuel	\$73.37	\$250.00
Motor Vehicle R&M / Other	\$4,556.68	\$3,500.00
Motor Vehicle - Postie Bike	\$70.32	\$0.00
Office Expenses	\$2,146.55	\$1,000.00
Photocopier	\$2,367.49	\$2,250.00
Postage	\$546.16	\$1,150.00
Printing & Stationery	\$1,260.46	\$1,500.00
Promotional Expenses	\$4,717.79	\$4,150.00
Publications - Subscriptions	\$2,050.36	\$1,750.00
Sundry Expenses	\$1,040.27	\$1,250.00
Telephone	\$5,844.02	\$5,400.00
Telephones-Mobile	\$2,947.58	\$2,900.00
Telephone - Satellite	\$441.88	\$500.00
Tenant Levy	\$5,653.76	\$7,600.00
Web Design & Ongoing Support	\$12,620.98	\$13,000.00
Total Operational	\$181,795.31	\$187,433.64
Wages & Salaries		
Annual Leave + Load Provision	\$1,664.77	\$5,500.76

Created: 10/02/2017 10:59 AM

Profit & Loss [Budget Analysis]

January 2016 To December 2016

Artback NT Inc.

PO Box 535
Darwin NT 0801
Phone 08 8941 1444
Fax 08 8941 1344

ABN: 72 598 610 340

	Selected Period	Budgeted
Provision Long Service Leave	\$7,671.34	\$5,000.00
Other Wages	\$117,912.25	\$116,328.05
Anchor Tenant	\$36,015.52	\$36,400.00
Communications Officer	\$23,527.09	\$23,231.54
Executive Officer	\$98,040.87	\$97,855.00
ITDP Manager	\$36,431.25	\$41,482.02
ITDP Project Officer	\$20,177.16	\$25,570.90
Performing Arts Touring Manage	\$68,584.61	\$80,000.00
Visual Arts Manager	\$49,878.59	\$47,895.00
VA Touring Manager	\$31,776.35	\$29,605.00
Bookkeeper	\$30,698.04	\$24,580.00
Superannuation	\$45,542.64	\$40,673.66
Total Wages & Salaries	\$567,920.48	\$574,121.93
Staff Related Costs		
Insurance-Workers Comp	\$15,087.55	\$11,914.73
PD-Registrations/Fees	\$2,217.48	\$1,418.18
Recruitment	\$3,983.41	\$4,000.00
Staff Amenities	\$1,325.48	\$1,000.00
Staff Management	\$1,073.56	\$1,000.00
Staff Training	\$680.00	\$1,000.00
Total Staff Related Costs	\$24,367.48	\$20,332.91
Production Exhibition Program		
Program-Visual Arts		
V - Advertising & Promotion	\$4,740.91	\$4,750.00
V - Artists Fee	\$15,000.00	\$15,000.00
V - Contractors	\$4,179.25	\$2,500.00
V - Design & Graphics	\$3,628.79	\$3,000.00
V - Exhibition Development	\$1,001.70	\$750.00
V - Freight & Postage	\$14,796.72	\$16,160.00
V - Travel & Accom	\$51,707.40	\$51,792.00
V - Other Costs	\$920.08	\$2,229.15
V - Crating / Framing	\$16,736.57	\$16,000.00
V - Artist-in-Residence	\$23,136.36	\$22,850.00
V - Public Programs	\$704.77	\$1,000.00
Total Program-Visual Arts	\$136,552.55	\$136,031.15
Program-Performing Arts		
P - Royalties	\$4,313.48	\$4,000.00
P - Artist Fees & Allow	\$292,726.60	\$296,413.90
P - Advertising & Prom	\$27,565.86	\$31,350.00
P - Design & Graphics	\$2,237.50	\$1,900.00
P - Postage	\$404.45	\$0.00
P - Travel & Accom	\$299,205.45	\$290,474.75
P - Other Costs	\$50,851.95	\$51,312.58
P - Production	\$92,660.40	\$92,387.93
Total Program-Performing Arts	\$769,965.69	\$767,839.16
Program Development		
Program Develop-Travel & Accom	\$23,464.48	\$21,500.00
Program Strategic Research	\$5,000.00	\$5,000.00
Project Resource	\$4,622.64	\$4,000.00
Project Administration	\$40,976.68	\$40,731.06
Support other programs	\$8,274.05	\$10,000.00

Created: 10/02/2017 10:59 AM

Profit & Loss [Budget Analysis]

January 2016 To December 2016

Artback NT Inc.

PO Box 535
Darwin NT 0801
Phone 08 8941 1444
Fax 08 8941 1344

ABN: 72 598 610 340

	Selected Period	Budgeted
Total Program Development	\$82,337.85	\$81,231.06
Total Production Exhibition Program	\$988,856.09	\$985,101.37
In Kind Support		
Arts NT In Kind Support		
In Kind-Accommodation	\$66,078.00	\$66,078.00
In Kind-Cleaning	\$46.00	\$46.00
In Kind-Repairs&Grounds Maint	\$40,670.00	\$40,670.00
In Kind-Security	\$13,394.00	\$13,394.00
In Kind-PAWA and Garbage Disp	\$6,147.00	\$6,147.00
In-Kind-A/L Management Service	\$22,309.00	\$22,309.00
Total Arts NT In Kind Support	\$148,644.00	\$148,644.00
Total In Kind Support	\$148,644.00	\$148,644.00
Total Expenses	\$1,911,583.36	\$1,915,633.85
Operating Profit	\$366,102.00	\$343,756.42
Total Other Income	\$0.00	\$0.00
Other Expenses		
Unexpended Arts NT Region Arts	\$20,000.00	\$20,000.00
Unexpended Catalyst	\$177,686.89	\$168,992.31
Unexpended Visions grants	\$73,595.39	\$73,683.22
Transfer Unexpended Amounts	\$78,615.26	\$93,117.22
Total Other Expenses	\$349,897.54	\$355,792.75
Net Profit/(Loss)	\$16,204.46	-\$12,036.33

Created: 10/02/2017 11:11 AM

Artback NT Inc.

Balance Sheet

As of December 2016

ABN: 72 598 610 340

Assets		
Current Assets		
NAB Cheque Account 691		\$234,845.31
Artback NT Roco Fund 0348		\$4,508.21
Load and Go Prepaid Card 2		\$526.32
Load and Go Prepaid Card 3		\$380.89
Load and Go Prepaid Card 4		\$880.79
Petty Cash Account-Darwin		\$60.94
Petty Cash Account-Alice		\$5.26
Prepayments		\$6,641.95
Trade Debtors		\$72,040.00
Investment Accounts		
NAB Investment Acc 769	\$185,440.96	
NAB Investment Acc 8394	\$100,000.00	
NAB Investment Acc 4186	\$300,000.00	
NAB Credit Card Term Deposit	\$15,000.00	
Total Current Assets		\$920,330.63
Non Current Assets		
Plant & Equipment		
Plant & Equipment-at cost	\$35,313.85	
Plant & Equipment-Accum Dep	-\$27,940.00	
Motor Vehicles	\$20,000.00	
M/V Accum Dep	-\$13,412.00	
Total Plant & Equipment		\$13,961.85
Total Non Current Assets		\$13,961.85
Total Assets		\$934,292.48
Liabilities		
Current Liabilities		
Trade Creditors		
		\$1,969.02
Credit Cards		
Credit Card Bank Charge	\$6.94	
Visa Card - Louise 0284	\$216.26	
Visa Card - Lia 8454	\$621.15	
Visa Card - Jo 7612	\$94.84	
Visa Card - Eve 5902	\$812.72	
Visa Card - Liz 2435	\$1,957.49	
Total Credit Cards		\$3,709.40
GST/PAYG Liabilities Owing		
GST Collected	\$40,204.75	
GST Paid	-\$17,246.33	
Rounding Account	-\$1.12	
PAYG Liability	\$8,506.70	
Total GST/PAYG Liabilities Owing		\$31,464.00
Superannuation Liability		
Superannuation Payable	\$12,307.94	
Provisions		
Annual leave + Load provision	\$37,293.33	
Provision for Long Service	\$28,659.60	
Unexpended Grants 2016		
Unexpended Arts NT Region Arts	\$20,000.00	
Unexpended Grants Visions	\$73,595.39	

This report includes Year-End Adjustments.

Created: 10/02/2017 11:11 AM

Artback NT Inc.

Balance Sheet

As of December 2016

ABN: 72 598 610 340

Unexpended Grants - Catalyst		
Unexpended Grants General	\$177,686.89	
Total Unexpended Grants 2016		\$349,897.54
Monies Received in Advance		
Advance Grant Australia Counci	\$150,000.00	
Advance Grant Arts NT	\$138,000.00	
Total Monies Received in Advance		\$288,000.00
Total Liabilities		\$753,300.83
Net Assets		\$180,991.65
Equity		
Retained Earnings	\$164,787.19	
Current Earnings	\$16,204.46	
Total Equity		\$180,991.65

This report includes Year-End Adjustments.

CLIENT'S COPY

ARTBACK NT INCORPORATED
ABN 72 598 610 340

Financial Statements
For the year ended 31 December 2016

JKY & CO

Certified Practising Accountant

PO Box 38233

Winnellie NT 0821

ARTBACK NT INCORPORATED
STATEMENT BY THE COMMITTEE
FOR THE YEAR ENDED 31 DECEMBER 2016

The Committee has determined that the association is not a reporting entity and that this special purpose financial report should be prepared in accordance with the accounting policies outlined in Note 1 to the financial statements.

In our opinion –

- a) the accompanying financial report as set out on the following pages, being a special purpose financial statement, is drawn up so as to present fairly the state of affairs of the Association as at 31 December 2016 and the results of the Association for the year ended on that date;
- b) the accounts of the Association have been properly prepared and are in accordance with the books of account of the Association; and
- c) there are reasonable grounds to believe that the Association will be able to pay its debts as and when they fall due.

We confirm as follows:


- (a) The names of each committee member of the association during the relevant financial year were:

Juliette Hubbard
 John Oster
 Susan Congreve
 Kathryn Gary
 Gray Single
 Liam Campbell
 John Waight
 Denise Salvestro
 Francine Chinn


(b) The principal activities of the association during the relevant financial year were:

- To develop and tour arts programs and activities that demonstrates a commitment to quality, diversity and equity across the Northern Territory.
- To work collegially and co-operatively with artists, art organisations, communities and Government to develop audiences, professional practice and presentation opportunities for the touring of all artforms within the Northern Territory.
- To network locally, regionally, nationally and internationally for the touring promotion and presentation of works by Northern Territory artists, communities and arts organisations.

(c) The net profit of the association for the relevant financial year was:
\$ 16,204.46


CHAIRMAN

20/2/2017
DATED


TREASURER

20/2/17
DATED

JKY & CO.

CERTIFIED PRACTISING ACCOUNTANT

PO Box 38233
48 Albatross Street
WINNELLIE NT 0821
Ph: 08 8947 7030
Fax: 08 8947 7032

JOHN YOUSEF FCPA, CA

Commissioner for Oaths

ARTBACK NT INCORPORATED

INDEPENDENT AUDITOR REPORT

FOR THE YEAR ENDED 31 DECEMBER 2016

SCOPE

We have audited the financial report of Artback NT Incorporated, which comprises the statement of financial position as at 31 December 2016, the statement of comprehensive income then ended, and notes to the financial statements, including a summary of significant accounting policies, and the responsible entities declaration.

In our opinion the financial report of Artback NT Incorporated has been prepared in accordance with the Associations Act, including:

- (a) giving a true and fair view of the registered entity's financial position as at 31 December 2016 and of its financial performance for the year 1 January 2016 to 31 December 2016 then ended; and
- (b) complying with Australian Accounting Standards to the extent described in Note 1, and the Association's Act.

We have conducted our audit in accordance with Australian Auditing Standards. Our responsibilities under those standards are further described in the *Auditor's Responsibilities for the Audit of the Financial Report* section of our report. We are independent of the registered entity in accordance with the Associations Act and the ethical requirements of the Accounting Professional and Ethical Standards Board's APES 110 *Code of Ethics for Professional Accountants* (the Code) that are relevant to our audit of the financial report in Australia. We have also fulfilled our other ethical responsibilities in accordance with the Code.

We believe that the audit evidence we have obtained is sufficient and appropriate to provide a basis for our opinion.

Emphasis of Matter - Basis of Accounting

We draw attention to Note 1 to the financial report, which describes the basis of accounting. The financial report has been prepared for the purpose of fulfilling the registered entity's financial reporting responsibilities under the Associations Act. As a result, the financial report may not be suitable for another purpose. Our opinion is not modified in respect of this matter.

Responsibility of the Committee for the Financial Report

The Committee of the registered entity are responsible for the preparation of the financial report that gives a true and fair view and have determined that the basis of preparation described in Note 1 to the financial report is appropriate to meet the requirements of the Associations Act [and the needs of the members]. The responsible entities' responsibility also includes such internal control as the responsible entities determine is necessary to enable the preparation of a financial report that gives a true and fair view and is free from material misstatement, whether due to fraud or error.

In preparing the financial report, the responsible entities are responsible for assessing the registered entity's ability to continue as a going concern, disclosing, as applicable, matters relating to going concern and using the going concern basis of accounting unless the responsible entities either intend to liquidate the registered entity or to cease operations, or have no realistic alternative but to do so.

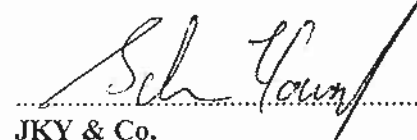
Auditor's Responsibilities for the Audit of the Financial Report

Our objectives are to obtain reasonable assurance about whether the financial report as a whole is free from material misstatement, whether due to fraud or error, and to issue an auditor's report that includes our opinion. Reasonable assurance is a high level of assurance, but is not a guarantee that an audit conducted in accordance with the Australian Auditing Standards will always detect a material misstatement when it exists. Misstatements can arise from fraud or error and are considered material if, individually or in the aggregate, they could reasonably be expected to influence the economic decisions of users taken on the basis of the financial report.

As part of an audit in accordance with Australian Auditing Standards, we exercise professional judgement and maintain professional scepticism throughout the audit.

We also:

- Identify and assess the risks of material misstatement of the financial report, whether due to fraud or error, design and perform audit procedures responsive to those risks, and obtain audit evidence that is sufficient and appropriate to provide a basis for our opinion. The risk of not detecting a material misstatement resulting from fraud is higher than for one resulting from error, as fraud may involve collusion, forgery, intentional omissions, misrepresentations, or the override of internal control.
 - Obtain an understanding of internal control relevant to the audit in order to design audit procedures that are appropriate in the circumstances, but not for the purpose of expressing an opinion on the effectiveness of the registered entity's internal control.
 - Evaluate the appropriateness of accounting policies used and the reasonableness of accounting estimates and related disclosures made by responsible entities.
 - Conclude on the appropriateness of responsible entities' use of the going concern basis of accounting and, based on the audit evidence obtained, whether a material uncertainty exists related to events or conditions that may cast significant doubt on the registered entity's ability to continue as a going concern. If we conclude that a material uncertainty exists, we are required to draw attention in our auditor's report to the related disclosures in the financial report or, if such disclosures are inadequate, to modify our [my] opinion. Our conclusions are based on the audit evidence obtained up to the date of our auditor's report. However, future events or conditions may cause the registered entity to cease to continue as a going concern.
 - Evaluate the overall presentation, structure and content of the financial report, including the disclosures, and whether the financial report represents the underlying transactions and events in a manner that achieves fair presentation.
- We communicate with those charged with governance regarding, among other matters, the planned scope and timing of the audit and significant audit findings, including any significant deficiencies in internal control that we identify during our audit.


JKY & Co.

28/02/17
DATED

ARTBACK NT INCORPORATED ABN 72 598 610 340

Detailed Profit and Loss Statement
For the year ended 31 December 2016

	2016 \$	2015 \$
Income		
Sales	166,681.26	167,613.15
Grants (Com) Operating Revenue	81,002.00	81,002.00
Grants (Com) Projects Non Recurrent	536,916.43	216,415.00
Grants (State) Operating Recurrent	276,000.00	283,995.00
Grants (State) Projects Non Recurrent	255,636.54	233,383.00
Grants (Local) Capital	10,000.00	5,000.00
In-Kind Support	330,034.20	316,706.00
Arthack Support	227,828.42	121,051.56
Sponsorship / Donations	117,033.91	99,615.73
Unexpended Grants	213,030.28	367,095.28
Interest received	9,926.60	15,108.53
Recoupments	53,595.72	38,685.39
Total income	2,277,685.36	1,945,670.64
Expenses		
Anchor Tenant	53,332.08	55,466.95
Annual Report	3,804.09	6,883.75
Auspice Fees	1,000.00	3,926.00
Audit fees	4,500.00	3,200.00
Bank Fees And Charges	1,371.69	1,235.68
Board Expenses	9,368.63	7,495.34
Business Plan	-	9,876.80
Computer Expenses	5,101.56	6,410.78
Delivery	118.18	-
Depreciation - plant	4,307.00	5,657.00
Design work	666.25	731.25
Email, Internet and Website	1,482.78	1,929.14
Foreign Currency Exchange Loss	1,946.90	-
Other Operational Expenses	3,815.27	2,268.65
Insurance	21,762.96	21,911.71
In-Kind Support	148,644.00	115,434.00
Interest - Australia	-	15.15
Management Support	40,114.35	66,209.93

These financial statements are audited. They must be read in conjunction with the attached Audit Report and Accompanying Notes which form part of these financial statements.

ARTBACK NT INCORPORATED ABN 72 598 610 340

Detailed Profit and Loss Statement

For the year ended 31 December 2016

	2016 \$	2015 \$
M/V car - Fuel & oil	73.37	140.19
M/V car - Repairs	4,627.00	3,377.81
Postage	546.16	1,145.72
Printing	3,627.95	4,366.54
Promotional expenses	4,717.79	3,072.50
Program - Visual Arts	136,552.55	188,248.94
Program - Performing Arts	769,965.69	476,411.09
Program - Development	82,337.85	137,740.65
Provision for annual leave	1,664.77	31,619.97
Provision for LSL	7,671.34	13,188.89
Staff Related Costs	9,279.93	24,440.14
Subscriptions	2,050.36	1,630.00
Sundry expenses	1,040.27	948.09
Superannuation	45,542.64	43,720.56
Telephone	9,233.48	8,868.26
Tenant Levy	5,653.76	6,756.27
Unexpended Grants - Current Year	349,897.54	176,654.28
Wages	513,041.73	532,505.75
Web Design & Ongoing Support	12,620.98	1,945.36
Total expenses	2,261,480.90	1,965,433.14
Profit from Ordinary Activities before income tax	16,204.46	(19,762.50)

These financial statements are audited. They must be read in conjunction with the attached Audit Report and Accompanying Notes which form part of these financial statements.

ARTBACK NT INCORPORATED ABN 72 598 610 340

Detailed Statement of Financial Position as at 31 December 2016

	Note	2016 \$	2015 \$
Current Assets			
Cash Assets			
NAB - General Cheque Account		234,845.31	96,191.72
NAB Term Deposit 9249		15,000.00	15,000.00
NAB Investment Acc 769		185,440.96	48,105.58
NAB Investment Acc 8394		100,000.00	200,000.00
NAB Investment Acc 1628		-	100,000.00
Artback NT Roco Fund 0348		4,508.21	4,508.21
NAB Investment Acc 4186		300,000.00	-
Load and Go Prepaid Card 1		-	5.05
Load and Go Prepaid Card 2		526.32	613.45
Load and Go Prepaid Card 3		380.89	-
Load and Go Prepaid Card 4		880.79	-
Petty Cash - Darwin		60.94	300.00
Petty Cash - Alice Springs		5.26	300.00
		<u>841,648.68</u>	<u>465,024.01</u>
Receivables			
Trade debtors		72,040.00	45,655.77
		<u>72,040.00</u>	<u>45,655.77</u>
Other			
Prepayments		6,641.95	585.37
Other		-	498.37
		<u>6,641.95</u>	<u>1,083.74</u>
Total Current Assets		920,330.63	511,763.52

These financial statements are audited. They must be read in conjunction with the attached Audit Report and Accompanying Notes which form part of these financial statements.

ARTBACK NT INCORPORATED ABN 72 598 610 340
Detailed Statement of Financial Position as at 31 December 2016

	Note	2016 \$	2015 \$
Non-Current Assets			
Property, Plant and Equipment			
Plant & equipment - at cost		35,313.85	32,575.00
Less: Accumulated depreciation		(27,940.00)	(25,829.00)
Motor vehicles - at cost		20,000.00	20,000.00
Less: Accumulated depreciation		(13,412.00)	(11,216.00)
		<u>13,961.85</u>	<u>15,530.00</u>
Total Non-Current Assets		<u>13,961.85</u>	<u>15,530.00</u>
Total Assets		<u>934,292.48</u>	<u>527,293.52</u>
Current Liabilities			
Payables			
Unsecured:			
Trade creditors		1,969.02	6,756.87
Accrued Expenses		-	2,632.76
Prepayments		-	3,916.06
		<u>1,969.02</u>	<u>13,305.69</u>
Financial Liabilities			
Unsecured:			
Visa Cards		3,709.40	5,092.54
		<u>3,709.40</u>	<u>5,092.54</u>
Current Tax Liabilities			
GST payable control account		40,204.00	13,042.57
Input tax credit control account		(17,246.00)	(8,260.40)
Amounts withheld from salary and wages		8,506.00	7,964.48
		<u>31,464.00</u>	<u>12,746.65</u>

These financial statements are audited. They must be read in conjunction with the attached Audit Report and Accompanying Notes which form part of these financial statements.

ARTBACK NT INCORPORATED ABN 72 598 610 340
Detailed Statement of Financial Position as at 31 December 2016

	Note	2016 \$	2015 \$
Provisions			
Provision for Annual Leave		37,293.33	44,140.34
Provision for LSL		28,659.60	20,988.26
Superannuation Payable		<u>12,307.94</u>	<u>12,701.57</u>
		<u>78,260.87</u>	<u>77,830.17</u>
Other			
Unexpended Grants		349,897.54	253,531.28
Advance Grant		<u>288,000.00</u>	<u>-</u>
		<u>637,897.54</u>	<u>253,531.28</u>
Total Current Liabilities		<u>753,300.83</u>	<u>362,506.33</u>
Total Liabilities		<u>753,300.83</u>	<u>362,506.33</u>
Net Assets		<u>180,991.65</u>	<u>164,787.19</u>
Equity			
Retained profits / (accumulated losses)		<u>180,991.65</u>	<u>164,787.19</u>
Total Equity		<u>180,991.65</u>	<u>164,787.19</u>

These financial statements are audited. They must be read in conjunction with the attached Audit Report and Accompanying Notes which form part of these financial statements.

ARTBACK NT INCORPORATED
ABN 72 598 610 340

Notes to the Financial Statements

For the year ended 31 December 2016

1. STATEMENT OF SIGNIFICANT ACCOUNTING POLICIES

Basis of accounting

The financial report is a special purpose financial report that has been prepared in accordance with Australian Accounting Standards, Urgent Issues Group Consensus Views and other authoritative pronouncements of the Australian Accounting Standards Board.

Reporting Entity

The association is not a reporting entity because in the committee's opinion there are unlikely to exist users who are unable to command the preparation of reports tailored so as to satisfy all of their information needs, and these accounts are therefore "special purpose accounts" that have been prepared solely to meet the requirements of the Constitution and the *Associations Act*.

Australian Accounting Standards set out accounting policies that the AASB has concluded would result in financial report containing relevant and reliable information about transactions, events and conditions to which they apply. Material accounting policies adopted in the preparation of this financial report are presented below. They have been consistently applied unless stated.

The Profit and loss Statements and Balance Sheet have been prepared on an accrual basis and are in accordance with historical cost convention. Except where stated no allowance is made for the effect of changing prices on the results or the financial position.

Revenues and Expenses in the association are recognised in the Profit and Loss Statements when and only when the flow or consumption or loss of economic benefits has occurred and can be easily measured.

a) Taxation

The Association believes it is exempt from all forms of taxation except PAYG and GST. Revenues and expenses are recognised net of the amount of GST, except where the amount of GST is not recoverable from the Australian Taxation Office. In these circumstances the GST is recognised as part of the acquisition of the asset or as part of an item of expense. Receivables and payables in the statement of financial position are shown inclusive of GST.

1. STATEMENT OF ACCOUNTING POLICIES (Contd)

b) Employee Entitlements

Provision is made for employee entitlements benefits accumulated as a result of employees rendering services up to the reporting date. These benefits include salaries and annual leave.

Liabilities arising in respect of salaries, annual leave and any other employee entitlements expected to be settled within twelve months of the reporting date are measured at their nominal amounts and are shown under current liabilities. Employee benefits payable later than one year have been measured at the present value of estimated future cash outflows to be made for those benefits.

c) Acquisition of Assets

Assets are recorded at cost on acquisition except as stated below. The cost of acquisition includes the fair value of assets transferred in exchange.

Assets acquired at no cost, or for nominal consideration, are initially recognised as, assets and revenues at their fair value at the date of acquisition, except where they are acquired as part of a transfer of functions from another Government entity, in which case they are recognised as contributed equity at the carrying amount

d) Property, plant and equipment

Plant and equipment are measured on the cost basis less depreciation and impairment losses.

The carrying amount of plant and equipment is reviewed annually by directors to ensure it is not in excess of the recoverable amount from these assets. The recoverable amount is assessed on the basis of the expected net cash flows that will be received from the assets employment and subsequent disposal. The expected net cash flows have been discounted to their present values in determining recoverable amounts.

Depreciation of Non-Current Assets

Depreciation is provided on a Diminishing and Straight line basis on property plant and equipment at rates calculated to allocate the cost or valuation less estimated residual value at the end for the useful lives of the assets against revenue over those estimated lives to the association.

e) Impairment of Assets

At each reporting date, the association reviews the carrying values of its tangible assets to determine whether there is any indication that those assets have been impaired. If such an indication exists, the recoverable amount of the asset, being the higher of the asset's fair value less costs to sell and value in use, is compared to the assets carrying value over its recoverable amount is expensed to the income statement.

f) Terms Conditions and Accounting Policies

Cash at Bank

Cash Management

Receivables

Financial Liabilities

Trade Creditors

Creditors and accruals are recognised at their nominal amounts, being the amount at which liabilities will be settled. Liabilities are recognised to the extent that the goods and services have been received (and irrespective of having been invoiced).

g) **Unexpended Grants**

The grants funds have been received for specific purpose. To the extent that the funds have not been applied for that purpose throughout the year, they are recorded as unexpended grants and are recognised as a current liability.

	2016	2015
NT Art Programs and Services	138,000.00	-
Arts NT	-	30,568.97
Arts NT Regional Arts Fund	20,000.00	35,000.00
Australia Council for the Art	150,000.00	-
Australia Council Comm	177,686.89	13,626.93
Visions of Australia	73,595.39	103,135.88
General	78,615.26	30,698.50
Australia Council Operational	-	40,501.00
Total	637,897.54	253,531.28





Artback NT

Connecting people and place through
arts development and touring