

ARTBACK NT: ARTS DEVELOPMENT AND TOURING

PERFORMING ARTS | VISUAL ARTS | MUSIC | INDIGENOUS TRADITIONAL DANCE



ANNUAL REPORT 2013

ART
BACK
NT

Arts Development and Touring

ARTBACK NT: ARTS DEVELOPMENT AND TOURING

Artback NT: Arts Development and Touring is the Northern Territory's visual and performing arts touring agency. The organisation works with individuals, groups and arts based organisations to present and tour a dynamic and exciting range of arts experiences across the Territory. The touring program is diverse, incorporates strong local content and reflects both Indigenous and non-Indigenous talent and expression.

Mission

Leading Regional Arts throughout the Territory by delivering art to and from remote and regional areas: linking communities, empowering artists, presenting quality cultural experiences and facilitating local and national outcomes.

Values

- Artback NT recognises the unique cultural environment of the Territory and aspires to engage with both Indigenous and non-Indigenous artists and communities.
- Artback NT will conduct its affairs with integrity and respect for the cultural values of others.
- Artback NT believes that the Arts are fundamental to a rich cultural life which promotes social and emotional well being.
- Artback NT strives to meet community aspirations through leadership and openness and is committed to creative excellence and capacity building.
- Artback NT will identify and realise opportunities for the development of the arts and cultural industries throughout the NT's regional and remote communities.

Goals

- Deliver an innovative, diverse and vibrant arts program that engages audiences, builds capacity and profiles the arts locally and nationally.
- Have a communications strategy that ensures Artback NT is recognised as a leader in arts touring and development.
- Be an advocate for NT artists, art products and arts development at a Territory wide and national level.
- Be a dynamic, sustainable organisation which has strong governance and management practices and operates with integrity and professionalism.

Darwin Office:
56 Woods St | GPO Box 535
Darwin NT 0801
Phone: 61 8 8941 1444
Fax: 61 8 8941 1344

Alice Springs Office:
Cnr Bath St and Stott Tce | PO Box 4582
Alice Springs 0871
Phone: 61 8 8953 5941
Fax: 61 8 8952 6595

Borroloola Office:
C/o Waralungku Arts Centre
Robinson Road Borroloola NT 0854
Phone: 61 405 926 209
Fax: 61 8 8972 8986

[w] www.artbacknt.com.au

[twitter] twitter.com/ArtbackNT

[Fb] www.facebook.com/artback.nt


ABN: 72 598 610 340

TABLE OF CONTENTS

BOARD/STAFF	1
CHAIR'S REPORT/TREASURER'S REPORT	2
EXECUTIVE OFFICER'S REPORT	3
PERFORMING ARTS	5
VISUAL ARTS	10
MUSIC	16
INDIGENOUS TRADITIONAL DANCE	20
COMMUNICATIONS	23
A CELEBRATION	24
FINANCIAL REPORTS	26

COVER PHOTOS:

Clockwise from top left: KeyimBa, promotional shot, image courtesy of the artist. 360 All Stars workshop, photographer: Tracey Bunn. Painted ankles at DanceSite 2013, photographer: Wayne Quilliam. Mikelangelo and the Black Sea Gentlemen at the Hog Shed in Nhulunbuy, photographer: Josh Grant. David Spry and the Moral High Ground whooping it up on tour, photographer: Mathew McHugh. Work on video for the Punuku Tjukurpa tour begins at Maruku, photographer: Julie Fielke. A young dancer at DanceSite 2013, photographer: Wayne Quilliam. Centre: Good Strong Powerful and Stable Ground exhibitions on show at the Chan Contemporary Art Space, photographer: Fiona Morrison, courtesy of Chan Contemporary Art Space.



BOARD

Chair	Francine Chinn	Gapuwiyak
Vice Chair	Juliette Hubbard	Darwin
Secretary and Treasurer	Jenny Pender	Alice Springs
Public Officer	Gary Single	Darwin
Committee Member	John Oster	Alice Springs
Committee Member	Kathryn Gray	Nhulunbuy
Committee Member	Jayne Nankivell	Katherine
Committee Member	John Waight	Sydney
Committee Member	Denise Salvestro	Sydney

In 2013 Artback NT farewelled the extraordinary Chips Mackinolty and wished him well on his overseas sojourn. At the same time we warmly welcomed Francine Chinn as Chair of Artback NT and acknowledge and appreciate the services of all Board members who served throughout the year.

STAFF

Executive Officer	Louise Partos	Darwin
Performing Arts Touring Manager	Angela O'Donnell	Darwin
Music Touring Manager	Vanessa Hutchins	Darwin
Visual Arts Development and Touring Manager	Simha Koether/ Julie Fielke	Alice Springs
Visual Arts Touring Manager	Neridah Stockley	Alice Springs
Indigenous Traditional Dance Program Manager	Lia Pa'apa'a	Borrooloola
Indigenous Traditional Dance Program Cultural Events Officer	Marlene Timothy	Borrooloola
Communications Manager	Robyn McLean	Darwin
Anchor Tenant/Book-keeper	Faye McAleenan	Darwin

Proudly sponsored by
 **Northern Territory Government**



CHAIR'S REPORT

Welcome to the 2013 report for Artback NT: Arts Development and Touring. It has been yet another big year for the organisation with many challenges and achievements.

Since elected Chair in April, one of my personal highlights has been the promotional event held at the Chan Contemporary Art Space in August 2013. Always a busy time of year in the Top End's arts calendar, the night was a great success with a packed audience that included past staff and board members, supporters, folk from the Australia Council for the Arts and the new NT Minister for the Arts. They were treated to a series of vignettes—contemporary and traditional dance; musical and theatrical performances—fittingly staged within two exhibitions of established and emerging NT Indigenous artists whose work spanned the desert to the sea. The event was a real treat providing a taste of Artback NT's extensive and varied palette and a hint of what makes it such a unique arts organisation.

A new Artback NT advertisement launched in 2013 does likewise. The works and performances featured in the clip, available on YouTube and to be aired on regional and community TV in 2014, give a wonderful overview of the breadth and depth of the organisation.

This diversity was further acknowledged in 2013 when Artback NT became the only organisation in the country to obtain grants from Playing Australia, Visions of Australia, Contemporary Music Touring Grant and from Festivals Australia. A great achievement!

The setting up of the Borroloola office is another milestone of which we are very proud. It was made possible through a partnership between Artback NT, the Australia Council for the Arts, Mabunji Aboriginal Resource Centre and Waralungku

Arts which is hosting our Indigenous Traditional Dance Program (ITDP) based in Borroloola 2013-2015. The office opened in April with two staff; one a local senior Yanyuwa woman, Marlene Timothy; and it represents an important step in furthering the commitment of Artback NT to regional areas of the Territory. Artback NT will continue to grow this delivery of skills development and training in towns and remote areas where possible in the coming year as we seek to strengthen existing partnerships and look to create new ones.

The success of Artback NT is primarily due to the professionalism and dedication of our outstanding staff. I wish to thank them sincerely for their commitment and efforts that too often go beyond 'the call of duty'. I also thank and acknowledge my fellow board members for the skills and expertise they bring to the organisation which has helped to continue development of good governance and to expand our vision for Artback NT.

I write this report from a remote Aboriginal community in the Top End where I am currently living and working. It provides a poignant reminder of the invaluable work undertaken by our Artback NT team who nurture and showcase the rich talent from 'the bush' to the rest of the country and beyond, and offer regional and remote communities a glimpse of the broader cultural experience and possibilities. It is great to know Artback NT is in such good hands and I look forward to what lies ahead and the achievements we can reach together in 2014 with our partner organisations, our supporters and funding sources, our artists and our audiences.

Francine Chinn, Chair
January 2014

TREASURER'S REPORT

Once again Artback NT has significantly increased its total annual income to the organisation. The turnover for 2013 of \$2,628,368 is around 31% above that of 2012 - no mean feat in this year of uncertainty for Territory businesses and government funded organisations.

The staff members have been extremely successful in seeking out and receiving a wide range of funding grants to increase the productivity of the organisation.

Artback NT has taken to heart the need for all government funded organisations to become less reliant on grants and find alternative sources of funding. Over the past few years it has steadily increased its non-government contribution, including in-kind support, to make up over 39% of income in 2013. Building firm relationships with philanthropic bodies has paid off, with support from new funders this year, including a generous donation from the Tim Fairfax Family Foundation.

The increased program activity has generated more income for participants with over \$340,000 (around 12.7% of total income) paid to visual and performing artists, support crew and production staff.

Careful management of funds and strict budgeting has resulted in a small profit at year's end of \$13,237 to contribute to reserves, without jeopardising the smooth running of the organisation.

A point to note is the special nature of our auspicing arrangement with Off the Leash (OTL). Artback NT has

opened a separate bank account, created a separate accounting file and OTL has a separate ABN. However as OTL is not separately incorporated, they are listed by the ATO as a branch of Artback NT. This means that the audit includes separate profit and loss statements but legally the balance sheet must incorporate the two entities into one.

I have found excellent accountability and transparency of expenditure on staff credit cards, along with good record keeping and explanations of all expenses.

Financial statements have been provided regularly and in a timely manner well before board meetings.

A number of staff have passed the five year mark in their employment with Artback NT which shows their commitment to the organisation. The Board has thus requested a provision for long service leave be incorporated into the 2014 budget. This will be evaluated yearly to ensure that the organisation continues to operate within a best practice model and be prepared for the welcome contingency of staff reaching the ten year mark!

We appreciate the generous donation of our sponsors and hope to continue these essential relationships well into the future.

Artback NT is also extremely grateful for the continued support and good faith of the NT and Federal Governments.

Jenny Pender, Treasurer
January 2014

EXECUTIVE OFFICER'S REPORT

Artback NT continues to deliver an extraordinary arts development and touring program with a breadth of reach and delivery unparalleled amongst arts organisations throughout the country. The organisation also continued to play an active role in the advocacy for more coordination and increased resources to service regional, remote and very remote areas at the national level.

Another key strategy has been a transition towards a regional arts organisation for the Territory. The Remote Arts Alliance is led by Artback NT with partners ANKAAA, Desart, Katherine Regional Arts, Barkly Regional Arts, Red Hot Arts, Music NT and NT Writers' Centre. As the funding situation tightens it is more important than ever to have a strong representative group of arts organisations who operate regionally and who are able to provide leadership for the sector.

In 2013, the organisation also achieved the following significant highlights:

- welcomed Marlene Timothy and Lia Pa'apa'a to the team as part of the Indigenous Traditional Dance Program
- set up a new remote office at the Waralungku Art Centre in Borrooloola
- delivered a wonderful Waralungku DanceSite in Borrooloola
- delivered five visual arts shows to sixteen venues nationally and three exhibitions to venues within the Northern Territory
- secured development funding for the exciting new exhibition *Punuku Tjurkupa*
- developed two new audience initiatives in the visual arts program
- delivered three Playing Australia funded performing arts tours: Keyim Ba; Mikangelo and the Black Sea Gentlemen; and the amazing 360 ALLSTARS throughout the Territory. For the first time, in 2014 we have two Playing Australia tours (Djuki Mala and Highway of Lost Hearts) travelling across four States and two Territories for five and a half months
- toured *Gift of Life*, funded by the Organ and Tissue Authority
- toured local NT musicians and their bands Catherine Satour and Tjintu Desert Band in the NT and interstate. Tjintu Band had a fantastic national tour
- toured Sunshine Reggae, South East Desert Metal, David Spry and the Moral High Ground as well as Dyson Stringer Cloher throughout the Territory.
- Vanessa represented the NT at SXSW in Austin Texas and at Canadian Music Week, Toronto
- produced a highly successful promotional event at the Chan Contemporary Art Space
- more than doubled income from 1.2 million in 2010 to 2.6 million in 2013. This was manageable only because the appropriate procedures and reporting practices are in place
- welcomed a new sponsor, Tim Fairfax Family Foundation, to the organisation
- brand strengthening across the organisation resulting in 1717 Facebook friends and a revamped website about to be launched.

Without good partnerships, touring would be made more difficult. Artback NT would like to acknowledge its major funding bodies:

- The Northern Territory Government
- The Australia Council for the Arts

Artback NT continues to work with the Northern Territory Government to ensure the longer term future of its music touring program including funding and support for a wide range of networking and skills development opportunities for the sector. Artback NT is also considered a significant organisation by the Australia Council for the Arts as can be seen by the range of grants and initiatives supported by them.

2013 saw increased income as well as new funding sources. This diversity is essential for the organisation's financial sustainability and longer term growth. Sponsorship and donations are a key focus and there was a small but significant increase in this income. The organisation was successful in receiving grants for its programs from a number of sources including:

- Arts NT—Key Organisations Multi Year Operational Funding
- Arts NT—Music Touring Program
- Arts NT—Anchor Tenant
- Arts NT—Triennial Community Festivals, DanceSite 2013
- Arts NT—Chan Contemporary Art Space
- Arts NT—Regional Arts Fund, East Journey
- Arts NT—Regional Arts Australia, Laura Festival ITDP
- Arts NT—Quick Response RAF, Keyim Ba
- Australia Council for the Arts—Key Organisations, Visual Arts/Artist In Residence
- Australia Council for the Arts—Community Partnerships, ITDP
- Australia Council for the Arts—Visions of Australia, *Punuku Tjurkupa* development
- Australia Council for the Arts—Playing Australia, Tjintu Band
- Australia Council for the Arts—Playing Australia, Chooky Dancers
- Australia Council for the Arts—Playing Australia, *Highway of Lost Hearts*
- Australia Council for the Arts—CMTP—TRAX, Catherine Satour
- Australia Council for the Arts—Festivals Australia, Chooky Dancers at DanceSite
- Australia Council for the Arts—International market music managers
- Australia Council for the Arts—MP3 audience development initiative
- Australia Council for the Arts—*Please Touch* exhibition development
- Australian Government Organ and Tissue Authority, *Gift of Life*
- NTG—REDF—Vanessa—International market music managers
- NTG—REDF—Chooky Dancers
- NTG—Office of the Chief Minister 360 ALLSTARS

Sponsorship:

- Tim Fairfax Family Foundation—Performing Arts Touring Program in the NT
- McArthur River Mines—ITDP
- Newmont Mining—Emerging Artists Tour
- Centrecorp—Sunshine Reggae/South East Desert Metal tour

Artback NT also auspices a number of grants for individual artists and arts organisations as required throughout the year.

- Australia Council for the Arts—Dance Fellowship—Gary Lang
- Arts NT—Kelly Lee Hickey
- Arts NT—NATSIAA—MAGNT

With the new office in Borroloola, together with offices in Darwin and Alice Springs, Artback NT ensures that the organisation can provide representation, advocacy and promotion for NT artists throughout the Territory. The organisation also focuses on key industry networking events and touring forums such as Long Paddock which offers an excellent opportunity for Artback NT to consolidate relationships, promote NT artists, raise issues and strengthen touring networks and partnerships.

It is important to note that in 2013 Artback NT delivered touring programs extensively across the NT including: eleven visual arts program events; seventy-two performing arts events; twenty-four music events; and thirty ITDP events including the amazing DanceSite. Included in the NT total of 137 were

forty-four schools based activities. Nationally, there were sixteen visual arts events and twelve music events. Our total audience for 2013 was 69,177.

Artback NT delivered another exciting and innovative visual and performing arts touring program in 2013 which is outlined within the report. None of this could have been achieved without the extremely hard work of all staff: Angela O'Donnell, Vanessa Hutchins, Simha Koether, Neridah Stockley, Julie Fielke, Faye McAleenan, Robyn McLean, Lia Pa'apa'a and Marlene Timothy together with the wonderful contractors who supported us this year including Tracey Bunn, Josh Grant, Mathew McHugh and Kieren Sanderson.

I would again like to acknowledge all the communities and individuals who have invited us into their neighbourhoods and worked with us in order to develop audiences and ensure a positive and meaningful experience in communities. Thank you for your assistance and good will.

I would also like to sincerely acknowledge the hard work of Board Members and I appreciate the time and effort you have given to the organisation. In addition I would like to acknowledge the hard work of previous Chair, Chips Mackinolty and the governance that he brought to the organisation as well as say how much I have enjoyed working with our new Chair, Francine Chinn.

Thank you again to both the staff and the Board for your guidance and support.

Louise Partos, Executive Officer
January 2014



Mikelangelo and the Black Sea Gentlemen working their way around the Northern Territory.
Photographer: Josh Grant

PERFORMING ARTS

The Performing Arts Program had one of its busiest and most successful years yet in 2013. Great thanks to all the tour managers, submission writers, organisations, venues and particularly the artists who gave their time, were a delight to work with and who ensured our audiences across the NT were engaged, active and entertained.

Special thanks to Tracey Bunn who took on my role for the period that I took on Louise's EO role during Artback NT's own version of musical chairs! Thanks also to Louise Partos for the opportunity to take on the massive role of EO while she was away. While it was an extraordinarily busy time it allowed me great insight into the work she does and the reach and influence of Artback NT: Arts Development and Touring across the NT and the country.

Angela O'Donnell, Performing Arts Touring Manager

DEVELOPMENT

The **Blue Heeler Network** continues to meet and enhance the national touring environment, reaching out and engaging with international neighbours this year. The Heelers remain committed to ensuring access to the mechanisms of national touring for the whole country. The network was responsible for two great **Long Paddocks** in Melbourne and Brisbane this year. Territory musicians were represented at these gatherings with Arnhem Land mob East Journey pitching their work and connecting with venues in Melbourne and Skinny Fish Music presenting a session for venues during a new forum called 'Encounters' in Brisbane. The Brisbane Long Paddock also ran alongside the Kultour Gathering this year, which had good NT representation from artists Panos Couros and Ben Graetz where collaborations with artists across form and cultures inspired participants.

The **Australian Theatre Forum** took place in Canberra and the NT had its best representation ever with the participants involved in, inspired by and engaged in some important national conversations. It was great to share that space and be part of the development for artists such as Melissa Kerl (Alice Springs), Tammy Brennan (Alice Springs), Kate Wyville (Darwin) and Mary Anne Butler (Darwin). Artback NT look forward to continuing and extending this engagement by NT Theatre makers in future years.

The **Performing Arts Touring Alliance** continues to explore strategies for supporting the sector. Artback NT is pleased to be able to share information in this forum on the developments in the NT.

Theatre Network Darwin continues to meet and address issues for the sector. Angela is very active within this busy network.

We are thrilled that we had **Playing Australia** success in applying for two national tours in 2014: *Highway of Lost Hearts* by Mary Anne Butler and Djuki Mala (The Chooky Dancers). The effort put into the development of these applications—let alone the tours—was massive and Artback NT worked tirelessly to engage over forty venues on the Djuki Mala tour. We are thrilled that these tours will place over two hundred thousand dollars directly into the hands of NT artists and crew—and that these artists will get to travel throughout the NT, Queensland, Victoria, NSW and South Australia introducing new work of an exceptional quality from

the Northern Territory. This is a massive achievement for a very small team and places Artback NT emphatically in the national picture.

A funding application to the Regional Economic Development Fund to support the 2014 Djuki Mala National Tour was successful. An application to the Tim Fairfax Family Foundation for funding to support the Performing Arts Touring Program throughout the Northern Territory in 2014 was also successful and marks the first time this program has received dedicated funding for general touring operations.

TOURING

Little Big Shots Kid's Film Festival

I just wanted to thank Artback NT for making Monday of last week such a memorable day for our school. The film festival was heaps of fun for all the lucky students that attended. These types of events are valuable learning experiences and unfortunately given our locality don't happen enough. Thank you again for making this possible. The workshop was amazing and we can't wait to receive the completed movie when the animations are edited. It would be fantastic to see more of these events in Nhulunbuy.

Lucy Clarkson, Art Teacher
Nhulunbuy Primary School – Nhulunbuy

During March 2013 Artback NT's Performing Arts Touring Program toured the Little Big Shots Kid's Film Festival to nine locations in the Northern Territory. The screenings of short films took place in a range of venues—from a small classroom at Garrthlala Homeland overlooking the ocean to the purpose built cinema at Araluen, Alice Springs.

Over 1 500 young people and their communities saw the selected films or participated in animation workshops run by NT artists Al Oldfield and Sally Bothroyd over the course of a hectic two weeks. Al and Sally worked hard to deliver new and decidedly fun skills to NT kids and then edited a short film of the children's work which was distributed to participants and across the NT, ensuring the children were not only receivers of work but makers of their own.

<http://vimeo.com/63538868>

The films selected for screening in the NT were predominantly animations from around the world with a target audience of primary school aged children (although enjoyed by a much broader age range!) The films exposed viewers to different languages and styles and the stories encouraged audience members to think, laugh, feel compassion and express joy.

The tour was managed on the road by Tracey Bunn and supported through funding from Regional Arts Fund and NTG and with partnerships with Little Big Shots, Stop Motion Pro and Projections Plus as well as our communities and venues.

Little Big Shots				
Venue	Location	Activity	Date	Attendance
Acacia Hills Special Needs School	Alice Springs	Screening	5 Mar	20
Acacia Hills Special Needs School	Alice Springs	Workshop	5 Mar	10
Araluen Arts Centre	Alice Springs	3 Screenings	6 Mar	325
Alekarenge School	Ali Curung	Screening	7 Mar	20
Alekarenge School	Ali Curung	Workshop	8 Mar	18
Barkly Arts	Tennant Creek	Screening	9 Mar	30
Barkly Arts	Tennant Creek	Workshop	9 Mar	8
Katherine Cinema	Katherine	2 Screenings	11 Mar	174
McFarlane School	Katherine	Workshop	11 Mar	15
Brown's Mart Theatre	Darwin	3 Screenings	13 Mar	92
Parap Primary School	Darwin	Workshop	14 Mar	18
Wagaman Primary School	Darwin	Workshop	14 Mar	18
Girraween Primary School	Girraween	3 Screenings	15 Mar	240
Girraween Primary School	Girraween	Workshop	15 Mar	18
Nhulunbuy Town Hall	Nhulunbuy	2 Screenings	18 Mar	450
Nhulunbuy Primary School	Nhulunbuy	Workshop	18 Mar	20
Homelands School	Garrthlala	Screening	19 Mar	40
Homelands School	Garrthlala	2 Workshops	19 Mar	25
Yirrkala Youth Sport and Rec Hall	Yirrkala	Screening	20 Mar	30
Yirrkala Youth Sport and Rec Hall	Yirrkala	Workshop	20 Mar	15
Total				1586



Above: Top and bottom—clay figures built by primary school students in workshops. Middle—Girraween Primary School students creating stop frame animation sequences on laptops.

Photographer: Tracey Bunn

Gift of Life

Every couple of months, we receive 'thank you' notes from some of the recipients of Ivy's organs...this is very emotional for us and also very gratifying to read how their lives are continuing, because of Ivy. Thank you so much for spreading this incredibly important message to Australians everywhere—may you be able to continue to do so for years. We know that wherever you perform this inspiring play, you will touch the hearts of people, just as you have ours.

James and Denise Wright, Audience members, Batchelor NT

Following the highly successful pilot tour of the production of *Gift of Life* in May/June 2012 Artback NT secured funding through the Australian Organ and Tissue Authority to conduct a remote tour to various Indigenous communities throughout the Top End of the NT. This theatre piece commissioned by Artback NT and written by local playwright Ben Graetz seeks to educate Indigenous and other communities about the issue of organ donation—providing an access point for audience members to discuss with their families and loved ones. The cast comprised of three NT born trained actors—Rachael Chisholm, Ella Watson-Russell and Travis Cardona. Ben Graetz and Alex Galeazzi co-directed the play. Ben Graetz also tour managed this season.

As this was a remount of the show the crew had one week prior to tour to prepare and get Rachael and Travis familiar with the script, blocking and characters. The Donate Life team attended on the second day to meet the new cast and to hear a reading of the play. The collaboration with the Donate Life Team deepened and became even stronger with this season. Having a member of the team travel with the touring crew was invaluable. The work and efforts of Donate Life NT have made this tour a success and cement the partnership with Artback NT into the future.

Performances had been scheduled in Nhulunbuy and Yirrkala but had to be cancelled due to Sorry Business.



2014 *Gift of Life* cast. From left, Ella Watson Russell, Rachael Chisholm and Travis Cardona.

Photographer: Fiona Morrison

360 ALLSTARS

A fantastic session that was completely inclusive and gave all of our students a chance to bust a move!

Brendan Colville, Teacher

Acacia Hills School, Alice Springs

360 ALLSTARS was a phenomenal performance exploring all forms of rotation. It showcased some of Australia's best performers, alongside celebrated international artists from around the globe. This radical urban circus saw over 2700 participants in workshops and performances across these locations.

A series of workshops ranging from drumming, breakdancing, BMX stunts, basketball skills and looping was enjoyed by Territory kids and this group wholeheartedly engaged a demographic that are notoriously hard to reach—adolescent boys. It was a joy to see the fun, excitement and skills developed by young men in the NT and the inspiration this group of artists gave to those young men.

Tour managed by Tracey Bunn, this Onyx Production toured through June and did considerable outreach into NT communities including workshops and performances with the Macdonnell Shire Youth Jamboree at Ross River (with youth groups from Areonga, Haasts Bluff, Papunya, Santa Teresa, Kintore, Amoonguna, Hermannsburg, Mt Leibig and Titjikala). This tour was made possible by support from Playing Australia and Artour.



360 ALLSTARS packed the house at Araluen, Alice Springs

Photographer: Tracey Bunn

Gift of Life			
Venue	Location	Date	Attendance
Darwin Entertainment Centre	Darwin	31 May	50
Timber Creek School	Timber Creek	6 Jun	120
Godinymayin Yijard Rivers Arts and Culture Centre	Katherine	7 Jun	60
Barunga Festival	Barunga	8 Jun	120
Darwin High School	Darwin	11 Jun	50
Sanderson Middle School	Darwin	11 Jun	50
Pine Creek School	Pine Creek	12 Jun	50
Wooliana School	Daly River	13 Jun	80
Recreational Hall in Naiuyu	Daly River	13 Jun	100
Bruce Jones Community Centre	Batchelor	14 Jun	20
Total			700

360 ALLSTARS				
Venue	Location	Activity	Date	Attendance
Araluen Arts Centre	Alice Springs	3 Workshops	13 Jun	120
Jamboree site, CAAMA Stage	Ross River	Workshop	13 Jun	15
Jamboree site, CAAMA Stage	Ross River	Performance	13 Jun	200
Sadadeen Primary School	Alice Springs	Workshop	14 Jun	50
Acacia Hill School	Alice Springs	Workshop	14 Jun	30
Araluen Arts Centre	Alice Springs	Performance	14 Jun	498
Elliott Primary School	Elliott	Workshop	18 Jun	50
Elliott Primary School	Elliott	Performance	18 Jun	100
Tennant Creek High School	Tennant Creek	Workshops	20 Jun	80
Civic Centre	Tennant Creek	Performance	20 Jun	270
Katherine High School	Katherine	6 Workshops	22 Jun	80
Katherine High School	Katherine	Performance	22 Jun	350
Beswick School	Beswick	Workshops	24 Jun	60
Beswick School	Beswick	Performance	24 Jun	100
Darwin Entertainment Centre	Darwin	4 Workshops	26 Jun	15
Darwin Entertainment Centre	Darwin	2 Performances	27 Jun	1290
Total				3308



Live looping using voice and video recordings, 360 ALLSTARS, Darwin Entertainment Centre

Photographer: Tracey Bunn

Keyim Ba

The audience response was extremely positive because the concert was exhilarating, different and gave the audience an opportunity to participate through dancing.

Suzanne Fermanis, GYRACC, Katherine.

KeyimBa—The African Caravan toured nationally through Kultour, funded by Playing Australia. This tour had an NT leg developed and toured from 23 August to 6 September 2013 to Darwin, Katherine, Tennant Creek, Alice Springs, Ntaria, Santa Teresa and Amoonguna.

This West African band with a strong percussion and dance focus were popular throughout the NT and delivered a solid tour that had a great workshop components and high energy. There was a palpable desire by the musicians to connect with Indigenous Australia and to share culture and understanding about their various communities with audiences in the NT.

Artback NT worked in partnership with community organisations, venues and festivals to enable activity and applied for and received support from the Regional Arts Fund to deliver activity in three central desert communities.

Keyim Ba				
Venue	Location	Activity	Date	Attendance
Nightcliff Primary School	Darwin	Workshop	23 Aug	44
Pendopo Stage	Darwin	Darwin Festival Performance	23 Aug	1100
Nightcliff Primary School	Darwin	Backyards Unplugged Performance	24 Aug	180
Nightcliff Pool	Darwin	Pool Party Appearance Darwin Festival	25 Aug	300
GYRACC	Katherine	Performance	27 Aug	160
Festival Hub	Tennant Creek	Desert Harmony Festival Workshop	29 Aug	32
Festival Hub	Tennant Creek	Desert Harmony Festival Performance	29 Aug	146
Araluen Arts Centre	Alice Springs	Performance	31 Aug	295
Yipirinya School	Alice Springs	2 Workshops	2 Sep	75
Santa Teresa Community	Santa Teresa	1 Workshops	3 Sep	15
Amoonguna School	Amoonguna	1 Workshops	3 Sep	12
Ntaria School	Ntaria	Workshop	5 Sep	28
Ntaria School	Ntaria	Performance	5 Sep	60
Total				2447



Top: KeyimBa at Yipirinya School. Photographer: Angela O'Donnell

Bottom: GYRACC performance. Photographer: Tamara Penniket

Mikelangelo and the Black Sea Gentlemen

I loved them in Katherine - so generous loving funny and brilliant!!! Thankyou

Kaz Randall (Facebook comment)

Around 500 enthusiastic music fans joined the inimitable Mikelangelo and the Black Sea Gentlemen on the NT leg of their national tour supported by Playing Australia. Ably wrangled by Joshua Grant, this tour brought some great fun to our venues.

Basking in the Balkan glow that the Black Sea Gentlemen provided, audiences throughout the NT thoroughly enjoyed this act—there was surprise from punters who had never seen the group before and clear joy from long term fans at welcoming them to their town. Mikelangelo and the Black Sea Gentlemen worked extremely hard and won lots of new fans in the NT. The Hog Shed event was a first for Artback NT and the Nhulunbuy community turned out in force to support this event, raising considerable money for men's health in their community. A huge thankyou to the Arnhem Club for their support.

Mikelangelo and the Black Sea Gentlemen			
Venue	Location	Date	Attendance
Araluen Arts Centre	Alice Springs	18 Sep	166
Memo Club	Tennant Creek	21 Sep	90
Daly Waters Club	Daly Waters	22 Sep	35
Katherine Sports and Rec Club	Katherine	24 Sep	90
Darwin Entertainment Centre	Darwin	28 Sep	90
Hog Shed	Nhulunbuy	29 Sep	83
Total			464

Below: Impromptu performance by Mikelangelo and the Black Sea Gentlemen at Daly Waters.

Photographer: Joshua Grant



VISUAL ARTS

In 2013 the Visual Arts Program concentrated on significant partnership agreements and the extensive development of major new touring exhibitions. The focus has been on the creation of innovative, contemporary and cutting edge exhibitions and installations, as well as the delivery and consolidation of a comprehensive Artist in Residence program.

Functionally, the Artback NT office has been relocated within the Red Hot Arts Space and is enjoying the increased capacity, particularly for on site development of exhibitions.

The Artback NT Visual Arts Manager and Executive Officer are currently encouraging an engaged and reinvigorated participation with the National Exhibitions Touring Support (NETS) Australia network across the sector. A key outcome of this is the agreement that the first NETS meeting ever to be held in Darwin will occur in August 2014. In 2013 the new NETS website was launched allowing for greater promotion of all exhibitions including Artback NT's *Colours of the Country III* and Marina Strocchi's *North and South*.

The Visual Arts program is supported by the Australia Council for the Arts and the Northern Territory Government through Arts NT. Artback NT would also like to acknowledge the on-going support from Brian Tucker Chartered Accountants and COPE Sensitive Freight which has significantly increased the programs ability to deliver in key areas.

DEVELOPMENT

With all ongoing on-the-road exhibitions winding up in 2013, significant development work was undertaken by the visual arts program including new exhibitions and residencies.

Punuku Tjukurpa

A retrospective exhibition, *Punuku Tjukurpa* is a celebration of innovation in wood carving featuring a diverse selection of over eighty works from the Maruku Collection including piti (wooden bowls), miru (spearthrowers), tjara (shields), kulata (spears) and beautiful carvings of desert birds and animals. The exhibition represents three generations of artists for whom the tradition of wood carving has been passed along. Integral to the imparting of these physical skills to the next generation is the teaching of the stories which form the basis for the intricate designs and markings.

Maruku was amongst the earliest Aboriginal collectives supporting artists across the Central and Western desert regions of the Northern Territory, northern South Australia and Western Australia. The title of the exhibition, *Punuku Tjukurpa*, refers to the story and the law behind wooden objects created by artists belonging to this unique collective. Ephemeral material from the early days of Maruku Arts plus video footage, audio and photographs will form part of the exhibition.

Visual Arts Manager Julie Fielke visited Maruku Arts in November 2013, meeting with curator Steve Fox, Maruku artists and Maruku Chair, Judy Trigger. A film crew also in attendance at that time began work on the creation of multimedia material to accompany the tour.

As of December 2013, the exhibition has been booked by fourteen galleries across seven states and territories between April 2015 and July 2018.

Artback NT will submit a touring application with *Visions of Australia* in May 2014.

Partnerships: Maruku Arts and Curator Steve Fox.



Filming to support the *Punuku Tjukurpa* exhibition taking place.
Photographer: Julie Fielke

Colours Of The Country III *The Alice Springs Beanie Festival*

Artback NT and the Alice Springs Beanie Festival have responded to continuing demand by mounting a third touring exhibition of beanies from the Alice Springs Beanie Festival - *Colours of the Country III*. The exhibition seeks to encapsulate the whimsical essence of the Beanie Festival and, this time around, the exhibition has a significant focus on felt.

The accessibility of the art form ensures that the *Colours of the Country* exhibitions appeal to a large section of the community and audience engagement with the Beanie exhibitions has been significant.

The exhibition begins touring in September 2014 and has been booked by galleries in Katherine, Bundoora, Griffith, Wagga Wagga, Bathurst, Hawkesbury, Rosny Park, Burnie, Ballina, Warwick, Ingham, Cowra and Broken Hill. The final booked showing of the exhibition is at Port Pirie in South Australia in August 2017.

Partnerships: The Alice Springs Beanie Festival

Sponsorship: Community Benefit Fund



Tjungkaya Tapaya (Ernabella) at the Alice Springs Beanie Festival
Photograph courtesy of Alice Springs Beanie Festival

North And South by Marina Strocchi

A survey exhibition curated by Wayne Eager, *North and South* represents all phases of Marina Strocchi's twenty-two year career. It ranges from the early central Australian landscapes of specific sites to schematic and abstract reductions of natural and introduced elements of the environment. It encompasses small scale gouaches and oils, etchings, lithographs and monumental acrylic paintings, illustrating the trajectory of Strocchi's artistic practice from figurative narratives to the most recent conceptual abstractions.



Marina Strocchi, *Three Boabs*, 2010, acrylic on linen, 100 x 65 cm
Photograph courtesy of the artist

Two venues have been secured in the NT and the exhibition is being promoted with the view of securing a national tour from 2015 to 2017. To date there are three national venues who have put forward an expression of interest for the exhibition. Artback NT will continue to promote the exhibition until mid 2014 for national touring.

Partnerships: Barkly Regional Arts and Katherine Regional Arts for artist workshops/public programs.

AUDIENCE DEVELOPMENT

In 2013, Artback NT initiated two key strategic audience development projects in the visual arts development program.

MP3

In 2013 Artback NT secured audience development funding from the Australia Council for the Arts for Audio Descriptive Training for arts workers from across the Northern Territory. This national strategic initiative will set an industry standard and will provide leadership in inclusive arts practice for the Australian visual arts sector. The initiative is aimed at developing an audio tool delivered via an MP3 Player to accompany travelling exhibitions. It has been identified that touring exhibitions in Australia are mostly not fitted with an audio device for visually impaired people to access and therefore they are not enabled to participate fully in cultural activities. Arts workers from Alice Springs, Tennant Creek, Katherine and Darwin will be trained in how to audio describe a visual arts exhibition in 2014. This training can then be applied to other art forms back in the participants region. It is envisaged that all Artback NT future touring exhibitions will be equipped with an MP3 device for both national and NT audiences.

The MP3 pilot is expected to be launched with *Colours of the Country III* exhibition in September 2014.

Partnerships: Arts Access Australia, Access to Arts

Please Touch

Seed funding was received from the Australia Council for a tactile interactive visual arts exhibition *Please Touch* proposed by Penny Campton, curator of the highly successful *Good Strong Powerful*. *Please Touch* (working title) will invite audiences to explore, participate and interact in a multi dimensional experience thorough sound, touch and vision. This interactive sensory environment will provide an inclusive and accessible encounter for individuals with and without disability. *Please Touch* will cross the boundaries of conventional exhibition experiences, challenging the notion of active and passive participation and will foster the breaking down of barriers which have limited access to the arts for artists and audiences with disability.

Partnerships: Arts Access Darwin, Darwin Community Arts, the Creative Robotics Lab (CRL) at the National Institute of Experimental Arts (NIEA), COFA and curators Penny Campton and Simha Koether.

TOURING

Five exhibitions completed national touring in 2013: *Colours of the Country II* - The Alice Springs Beanie Festival; *Djalkiri: We are standing on their names—Blue Mud Bay*; *Good Strong Powerful*; *Northern Impressions*; and *Yulyurlu—Lorna Fencer Napurrurla*.

Colours of the Country II The Alice Springs Beanie Festival

The second exhibition arising from the Alice Springs Beanie Festival, *Colours of the Country II*, began touring in July 2010. The tour visited sixteen venues across the Eastern states over three years reaching a total audience of 52,352. *Colours of the Country II* was seen by 5,100 people across four galleries in 2013 before coming off the road in July.

Developed by Artback NT and the Alice Springs Beanie Festival as a celebration of a dynamic community arts event, as well as to share in the joy of creativity with beanie lovers everywhere, *Colours of the Country II* demonstrated the growth of the beanie as an art form over the years through the imagination, creativity and fine craftsmanship presented in each piece.

Beanie II				
Location/ Venue	State	Opened	Closed	Attendance
Logan Art Gallery	QLD	9 Nov	8 Jan	218
Toowoomba Regional Art Gallery	QLD	25 Jan	8 Mar	2,883
Cessnock Regional Art Gallery	NSW	29 Mar	10 May	874
Cowra Regional Art Gallery	NSW	8 Jun	21 Jul	1,125
Total				5,100

Partnerships: Alice Springs Beanie Festival



Niningka Lewis, teapot beanie, from *Colours of the Country II*.
Photograph courtesy of the Alice Springs Beanie Festival

Djalkiri:

We are standing on their names - Blue Mud Bay

The culmination of a vibrant and intensive cross-cultural exchange between five highly respected Yithuwa Madarrpa artists and four renowned artists from across Australia, *Djalkiri* featured an exquisite series of prints that acknowledge cultural inheritance - 'walking together in the footsteps of the ancestors'.

Djalkiri was exhibited in five venues across Australia in 2013, reaching a total audience of 27,289. In November/December 2013 it was shown at Godinymayin Yijard Rivers Arts and Culture Centre before coming off the road. *Djalkiri* had been touring since August 2011, reaching a total audience of 61,830 over eleven venues covering six states and territories.

The tour really put the Djalkiri project on the map as an important art and cross-cultural event. The tour highlighted the Project as one of deep intellectual, cross-cultural dialogue. It was a catalyst for broad ranging discussions and educational events nationally. The tour was good publicity for Nomad Art and the artists; it was always well presented, well coordinated and professional. Tour venues provided opportunities for the artists to speak about the exhibition and experience, including on Radio National.

Angus and Rose Cameron
Nomad Art Productions

Djalkiri				
Location/ Venue	State	Opened	Closed	Attendance
Geelong Art Gallery	VIC	24 Nov	10 Feb	9394
Art Space Wodonga	VIC	23 Feb	28 Mar	5383
UQ Art Museum	QLD	13 Apr	23 Jun	4934
Burnie Regional Gallery	TAS	13 Jul	25 Aug	2019
Wagga Wagga Art Gallery	NSW	14 Sep	27 Oct	3601
GYRACC	NT	15 Nov	13 Dec	1958
Total				27,289

Artists: Fiona Hall, Djambawa Marawili, Marriira Marawili, Marrnyula Mununggurr, Jörg Schmeisser, Judy Watson, Liyawaday Wirrpanda, Mulkun Wirrpanda, John Wolseley.

The project was developed by Nomad Art Productions and toured by Artback NT.

Partnerships: Nomad Art Productions



John Wolseley, *Sea Wrack: Tide after Tide - Baniyala*, 2010, etching, 50 x 62 cm

Photo courtesy of Nomad Art Productions

Good Strong Powerful

Good Strong Powerful showcased the extraordinary works produced via art centres in the Northern Territory by established and emerging Indigenous artists with disabilities. The exhibition set a new benchmark in disability arts by showing leadership in promoting excellence in arts and disability practice. Curator Penny Campton was presented for The Chief Minister's Award for Excellence in Inclusive Arts through Projects for *Good Strong Powerful*.

The first showing of *Good Strong Powerful* was at the Civic Centre Gallery in Katherine in June 2011. The exhibition then covered ten venues over five states and territories, showing to a total audience of 137,970 over the life of the tour.


The exhibition toured to Tandanya in Adelaide and Art Space Wodonga in 2013. In August *Good Strong Powerful* returned to the Northern Territory for a final showing at the Chan Contemporary Art Space. A total audience of 7078 viewed the exhibition in 2013.

Good Strong Powerful				
Location/ Venue	State	Opened	Closed	Attendance
Art Space Wodonga	VIC	17 Dec	26 Jan	3286
Tandanya	VIC	15 Feb	29 Mar	2387
Chan Contemporary Art Space (+ Stable Ground)	NT	7 Aug	1 Sep	1414
Total				7078

Curator: Penny Campton

Artists: Lorna Kantilla, Alfonso Puatjimi, Estelle Munkanome, Billy Benn Perrurle, Adrian Robertson Jangala, Kukula McDonald, Lance James, Peggy Jones Napangardi, Dion Beasley and Billy Kenda

Partnerships: Arts Access Darwin, Community Benefit Fund, The Australia Council for the Arts and Penny Campton




Above and below: *Good Strong Powerful* and *Stable Ground* at the Chan Contemporary Art Space, August 2013.

Photographer: Fiona Morrison, images used courtesy of the Chan Contemporary Art Space

Stable Ground

A complimentary exhibition of works by Indigenous artists with disabilities, *Stable Ground* was curated by Visual Arts Manager, Simha Koether and ran alongside the final showing of *Good Strong Powerful* at the Chan Contemporary Art Space in Darwin in August 2013. A series of public programs was implemented to support the two exhibitions. (Please see *A Celebration of Dance Music Theatre Visual Arts* on pages 24-25 for further information.)



Northern Impressions

A collaboration with Northern Editions, *Northern Impressions* showcased fifty-three limited edition prints by artists from across the Top End, Central Australia, Mornington and Bentinck Islands and Kimberley regions.

Northern Impressions attracted 1971 visitors across three venues in 2013, with the tour finishing in May. The exhibition began touring in April 2011 and visited twelve galleries across five states and territories, attracting a total audience of 24,136 over twenty-five months.

Northern Impressions				
Location/ Venue	State	Opened	Closed	Attendance
Gympie Regional Art Gallery	QLD	20 Nov	5 Jan	1181
Griffith Regional Art Gallery	NSW	1 Feb	15 Mar	353
Maroondah Art Gallery	VIC	4 Apr	18 May	437
Total				1971

Curator: Emma Fowler-Thomason.

Artists include: Eubena Nampitjin, Mitjili Napanangka, Timothy Cook, Rammey Ramsey, Sally Gabori, Alan Griffiths, Helicopter Tjungurrayi and Dorothy Napangardi.

Partnerships: Northern Editions, Charles Darwin University

Yulyurlu

Lorna Fencer Napurrurla

Yulyurlu Lorna Fencer Napurrurla was the first major survey exhibition of desert artist Yulyurlu (c 1924-2006) that traced her development as a highly original artist during her twenty years of practice.

The exhibition visited three galleries in 2013, attracting a total audience of 7751 including a final homecoming exhibition at Godinmayin Yijard Rivers Arts and Culture Centre in Katherine in April/May 2014. The exhibition toured from August 2011, visiting a total of eight venues across six states and territories and attracting a total audience of 22,359.

Beautiful exhibition. Lovely to see such a high quality show of Aboriginal art in Mackay

Visitor comment

My 2.5 year old son loved the colours and we had a great time imagining things from shapes

Visitor Comment

Yulyurlu				
Location/ Venue	State	Opened	Closed	Attendance
Noosa Art Gallery	QLD	29 Nov	20 Jan	2165
Artspace Mackay	QLD	1 Feb	17 Mar	4271
GYRACC Katherine	NT	5 Apr	19 May	1315
Total				7751

Curator: Margie West

Partnerships: Mimi Arts and Craft, Visions of Australia and curator Margie West



Above: Visitors to the *Yulyurlu* exhibition.

Photographer: Peter Eve

Left: Daisy Bitting, *Gooyooroo*, 2008, etching, 50 x 33cm
Image courtesy Northern Editions



Stories In Our Songs Indigenous Musicians of the Northern Territory

Through digital imagery, text, animations, footage, and audio, *Stories in our Songs* highlights Indigenous musicians and the musical landscape from which they come. The film was shown at three NT events in 2013 reaching a total audience of 850.

Stories				
Location/ Venue	State	Opened	Closed	Attendance
Maningrida Festival	NT	11 Oct	13 Oct	350
Ross River, Bush Bands Business	NT	18 Sep	20 Sep	40
Ntaria, Remote Media Festival	NT	2 Oct	8 Oct	460
Total				850



Above: screen captures from *Stories in our Songs*. Top—Yothu Yindi graphic from the film; centre—Warumpi Band filmclip featured; bottom—Hermannsburg Choir singing in the local church.

Left: Rolande Souliere, *Wooden Indian* from *Wagga Wagga* series, 1 of 15, collage on Fabriano paper, 2012, 35cm x 67cm (approx). Image used courtesy of the artist.

Artist in Residence Programs

Artback NT is committed to the delivery and consolidation of a comprehensive Artist in Residence program. In 2013 one program was completed, with two more (International and Northern Territory Emerging) in development for delivery in 2014.

2013 National Artist in Residence (AiR)

Artback NT has identified that there is a hunger for exchange between local audiences and national visual arts practitioners and has taken the opportunity to provide an ongoing Visual Arts Artist in Residence program in the Central Australia region through the support of the Australia Council for the Arts, sponsors and partners.

The five-week program offered a visual artist the opportunity to develop and present a body of new work in Central Australia. Over thirty fabulous applications were received from emerging and established Australian artists in a phenomenally competitive first round, demonstrating the immense interest in a structured residency in Central Australia.

The inaugural program ran in Alice Springs from 22 June to 26 July 2013, with artist Rolande Souliere. Souliere, born and raised in Toronto, Canada, is a member of Michipicoten First Nation and she has been living and working in Australia for over a decade. Souliere initiated the *Collage of Indigenization* as a result of her works on collage and interaction with social media pertaining to Indigenous reclamation and resistance.

Over the five weeks of the residency, Souliere presented an artist talk at Central Craft and held workshops which provoked public dialogue around international Indigenous issues and the contemporary art of collage. The collages created during the workshops will go on to be exhibited internationally as one large scaled collage titled *The Collage of Indigenization*.

It provided a great opportunity to introduce my work where there is a significant population of Indigenous peoples. Further, it allowed me to engage with an intimate community in a unique environment and take on the role of mentor, facilitator and technical adviser of the necessary skills that were conducted in the workshops. I believe the community members who participated in these workshops became better aware of the particular art form of collage and of course Indigenous identity and representation on a global level.

Artist feedback

Partnerships: Araluen Arts Centre and Central Craft.

Sponsorship: Brian Tucker CPA



MUSIC

DEVELOPMENT

The trip to North America to attend two major music events South by South West (SXSW) and Canadian Music Week was an extremely important work experience opportunity for Vanessa. SXSW is North America's largest music conference and pitch event. It was staged at Austin Convention Centre from 12-17 March 2013.

Vanessa's focus for these sessions was to gain up-to-date market information from industry professionals. The conversations were well in advance of the Australian music industry and she was able to focus on licensing and digital music opportunities. Vanessa was looking at opportunities for Indigenous music to reach wider audiences and these sessions enabled her to find worldwide contacts and industry resources for distributing digital music.

As part of the experience Vanessa was keen to see live music performances and talk with bands about their SXSW experience. With this in mind she worked on The Great Aussie Barbeque which was Sounds Australia's featured day of music. Thirty-eight bands performed across four venues in twelve hours of live music. The quality of Australian music was high and sales were made from this performance to festivals world wide.

Sounds Australia is Australia's music market development initiative, established to provide a cohesive and strategic platform to assist the Australian music industry access domestic and international business opportunities.

Vanessa was able to attend both the digital and music summits in the five days of Canadian Music Week. The conference program was stronger than SXSW. The digital media summit focused on new start up companies that feature music streaming, cloud based networks and band applications. Australia's digital market is soon to play catch up once the National Broadband Network is complete. As downloading times reduce, new opportunities for music sales and marketing will emerge. This was highlighted by well researched case studies that identified both marketing and networking options.

Summary

The ability to engage and network at these two events was an essential to developing Vanessa's skills in music touring. The learning and experience she has taken from the events allows her a much stronger awareness of the international market, its networks and resources. It additionally gave her valuable skills in performance and contacts to pursue for North American touring potential for Northern Territory musicians. Vanessa has the experience now to make references to this event and/or represent a Territory band at these events.

Since returning Vanessa has acknowledged the need to resource our local music industry with her experience. She participated in three national touring panels, InTune Youth in May and InTune Darwin in June. The last was to an audience of over 200 musicians and Vanessa spoke about her experiences at SXSW, the application process and gave tips about how to network and initiate relationships and collaborations for international touring. She also spoke on a forum panel at the Australian World Music Expo in November regarding these experiences.

TOURING

In 2014, the Music Touring Program took artists around the Territory, into remote communities including Lajamanu, Imanpa and Titjikala as well as familiar haunts 'down the track'. The program also took artists to venues around northern Western Australia and Queensland, with Tjintu Band participating in both an NT and a tri-state tour. The band rose to the opportunity for professional development and engaging and delighting audiences across a variety of venues.

David Spry and the Moral High Ground

Following Reggae Dave's successful Emerging Artists Tour in 2012, Artback NT supported the presentation of David Spry and the Moral High Ground in Katherine, Lajamanu, Alice Springs, Granites Mine and Yuendumu.

Below: David Spry and the Moral High Ground on the road with Artback NT.

Photographer: Mathew McHugh



The tour was delivered through three host organisations who presented the concert and conducted additional music development activities:

- Godinymayin Yijard Rivers Arts and Culture Centre - local training for Indigenous Youth in live concert staging and event management.
- Warlpiri Youth Development Corporation—local training in sound system operation
- PAW Media—Music and song writing development.

David Spry reached direct audiences of approximately 725 people during the tour. Most importantly, however, the performances and the workshops had a significant impact on the communities they visited.

Artback NT supported and paid a fee to a support band in each town, allowing the concert to enjoy local engagement. In each case David Spry talked with the local bands and shared some music skills and training as well as practical local advice about the music industry.

David Spry and the Moral High Ground			
Venue	Location	Date	Attendance
GYRACC	Katherine	18 Apr	85
Basketball court	Lajamanu	19 Apr	150
Dingo's Tavern	Granites Mines	20-21 Apr	150
PAW Media stage	Yuendumu	21 Apr	220
Todd Tavern - Alice Desert Music Club	Alice Springs	22 Apr	120
Total			725

The tour was supported by Newmont Tanami and managed by Mathew McHugh.

Tjintu Desert Band and South East Desert Metal—Central Desert Tour

In April, Tjintu (formerly Sunshine Reggae), hit the road in a tour of Central Australian communities to coincide with the release of their new album *Tjamuku Ngurra*.

One the most in-demand bands playing in Central Australia, Tjintu was supported by South East Desert Metal.

The focus of the tour was twofold. Firstly, to take remote and regional bands to remote and regional venues. These communities don't receive live music tours and this style of community engagement is an important priority for Artback NT. Secondly to develop new audiences, predominantly non Indigenous, through performances at Yulara Resort and Wide Open Space Festival.

This was also an extremely useful professional development opportunity for the band and enabled Artback NT to view whether the group was ready for more opportunities. The band was great on tour. They acted in a professional manner and their music and style of presentation developed enormously.

Artback NT were so impressed with the band was recommended for a significant national touring opportunity.

Sunshine Reggae and South East Desert Metal			
Venue	Location	Date	Attendance
Titjikala Youth Centre	Titjikala	25 Apr	110
Finke Basketball court	Finke	26 Apr	100
Imanpa Youth Centre	Imanpa	27 Apr	90
External venue	Mutitjulu	28 Apr	150
Amphitheatre, Yulara Resort	Yulara	30 Apr	130
Amata Basketball court	Amata	31 April	285
Ross River Resort, Wide Open Spaces Festival	Hale	2 May	320
Total			1185

The tour was managed by Vanessa Hutchins.



Top: Tjintu Band on tour with Artback NT.

Centre: audiences making the most of having the band in town.

Photographer: Mathew McHugh

Bottom: Sunshine Reggae promotional photograph.

Image used courtesy of the artist

Tjintu Desert Band—National Tour

Following their successful Central Australia tour, Tjintu Desert Band embarked on their first national tour: *Desert to Saltwater*. The band played eight shows across four states and territories in June/July, introducing Central Australian bush reggae to many new audiences.

This was a rare opportunity to present a remote Indigenous community band to national performing arts venues and a show was created purposefully to showcase both their music talent and culture. The band worked with Producer Jeremy Conlon for two weeks to learn how to play their new recorded album live. Song order, stories and photos were curated to create a dynamic storyline for audiences to engage with.

Many audiences had not experienced traditional Indigenous culture and the nature of the show, sharing culture through music and song, was well received by audiences. Songs once performed were broken down for the audience so that they were able to develop a basic understanding of the key issues and themes of the music, taking home pieces of story and language.

The enormity of this for the band cannot be easily summarised. They felt warmly welcomed by the audiences and left with great pride that their music was significant to these audiences.

Tjintu Desert Band			
Venue	Location	Date	Attendance
Casula Powerhouse	Sydney	29 Jun	110
Cessnock Performing Arts Centre	Cessnock	3 Jul	209
Entertainment Centre	Mackay	6 Jul	200
Memorial Entertainment Centre	Bathurst	9 Jul	110
Memorial Entertainment Centre	Bathurst	12 Jul	100
Burrinja Cultural Centre	Upwey	17 Jul	100
Kingston Arts Centre	Moorabbin	18 Jul	60
Centenary of Federation	Canberra	20 Jul	240
Total			1129

The tour was jointly managed by Scott Large, Vanessa Hutchins and Mathew McHugh.

Barnabas Daniels of Tjintu Band on stage during Tjintu’s national tour
Photographer: Mathew McHugh



Tjintu Band using projections as part of their show, on stage during their national tour
Photographer: Mathew McHugh

Catherine Satour—Never Seen Anything Like It Tour

August saw Catherine Satour reach new audiences with her expansive list of self-penned songs exploring life, country and her connection to Indigenous Australia through her heartland—Alice Springs.

A vibrant, emerging Indigenous artist, Catherine was able to develop her skills in music touring and to test her performance standards across varied audiences.

The tour comprised eight venues across two states and eight concerts over fifteen days, from large scale festival events such as Darwin, Katherine and Tennant Creek Festivals, to remote and regional audiences.

Catherine’s tour established local recognition and ongoing connection with her nearest neighbours and provided a unique experience for regional and remote audiences to engage with an Indigenous female artist.

A highlight of the tour was the high percentage of Indigenous audiences across the Top End. This was significant for Catherine, allowing her to engage and entertain her peers —demonstrating her capacity to remain relevant to her cultural ancestry as well as dynamic enough to perform to large audiences.

Musically another success was Catherine’s encouragement to Dion Forrester and Jonathon Hermawan to present APAKAJAH Band as a support act. The band continues to play small events in Alice Springs as an outcome of this tour.

Catherine Satour singing her heart out at the Divers Tavern, Broome
Photographer: Josh Grant



Catherine Satour			
Venue	Location	Date	Attendance
Darwin Festival	Darwin	8 Aug	2,400
Diver's Tavern	Broome	10 Aug	350
Crossing INN	Fitzroy Crossing	11 Aug	55
Gimme Club, Goolari Media	Broome	14 Aug	10
Kimberely Hotel	Halls Creek	15 Aug	130
Timber Creek Hotel	Timber Creek	17 Aug	40
Katherine Festival	Katherine	18 Aug	58
Desert Harmony festival	Tennant Creek	23 Aug	98
Total			3,141

The tour was managed by Josh Grant.



Above: Catherine Satour getting the audience on their feet, Fitzroy Crossing

Photographer: Josh Grant

Below: Dyson Stringer Cloher onstage in Katherine

Photographer: Tamara Penniket

Mia Dyson, Liz Stringer and Jen Cloher

August brought together three powerhouses of the Australian music scene, Mia Dyson, Liz Stringer and Jen Cloher, for an all-star tour of the NT.

Sharing one band, Dyson Stringer Cloher treated Darwin, Katherine, Tennant Creek and Alice Springs to songs from their own critically acclaimed albums, as well as new tunes written especially for the tour.

Dyson Stringer Cloher brought their distinctive sound to over 780 people across the Top End in this indie roots highlight of 2013.

Dyson Stringer Cloher				
Venue	Location	Activity	Date	Attendance
Lighthouse, Darwin Festival	Darwin Festival	Performance	23 Aug	450
GYRACC	Katherine	Performance	24 Aug	86
Barkly Regional Arts	Tennant Creek	Lady Beats Workshop	27 Aug	13
Barkly Regional Arts	Tennant Creek	Desert Divas Workshop	28 Aug	9
Hub Stage, Desert Harmony Festival	Tennant Creek	Performance	28 Aug	124
Totem Theatre	Alice Springs	Performance	30 Aug	106
Total				788

The tour was managed by Vanessa Hutchins.



INDIGENOUS TRADITIONAL DANCE

In 2013 the Indigenous Traditional Dance Program (ITDP) began its first year engagement of a three year project in Borroloola, NT. Lia Pa'apa'a was engaged in April 2013 and has since been based in Borroloola full time with her partner, allowing for the ITDP project to be dynamic and responsive to community needs and wants. Along with Marlene Timothy, a local Yanyuwa and Garrawa woman who is employed by Artback NT for fifteen hours per week, Lia has worked to develop a variety of strands and activities connected to ITDP.

DANCESITE FESTIVAL 2013

DanceSite 2013 was staged at the Borroloola Showgrounds on Saturday 15 June, presenting over 100 traditional Indigenous performers from the NT and Queensland to an audience of around 1500 people. The headline act was the Chooky Dancers (now known as Djuki Mala) from Elcho Island who not only wowed the audience with their performance but also ran a series of workshops at the Borroloola School prior to the festival. The event took place over two nights and was celebrated by the whole community, Indigenous and non-Indigenous. DanceSite also had a marketplace where people were able to sell their products and food.



Above: Djuki Mala headlined a festival that brought together dance groups from around the region. Below left: male dancer from Mornington Island. Below right: female dancer from Ali Curung. Photographer: Wayne Quilliam



Artback NT was approached by local community member Benjamin Bayliss who was interested in developing a short Film Festival program for the event. A complimentary evening titled *Stories Under the Stars* was held on the Friday evening with a series of short films screened. Artback NT was also approached by local teacher and PACE worker Maria Pyro to launch a local initiative between NT Libraries, Borroloola School, Elders and Indigenous singer/songwriter Shellie Morris. The book was launched during the interval of the *Stories Under the Stars* program and had performances by local Yanyula women and Shellie Morris.

BORROLOOLA COMMUNITY ARTS MARKETS

The Borroloola Community Arts Markets (BCAM) was established in response to the positive outcomes of the DanceSite Marketplace. BCAM is a joint initiative between Artback NT and the Waralungku Arts Centre that takes place monthly throughout the dry season. In 2013 three markets were held, all with varying attendance due to the weather. On the whole, the community is very supportive of the initiative and there is an increase of stallholders each month. BCAM also has a strong Facebook presence with 200 friends.

TERRITORY WIDE TOURING

In 2013 ITDP travelled across the NT, touring four of the five dance groups that are based in Borroloola:

- July 2013—Walking with Spirits: A group of eight dancers performed with Shellie Morris at Walking with Spirits, Beswick, NT
- August 2013—Artback NT Launch, Darwin: A group of fifteen dancers performed at the Artback NT Event at the Chan Contemporary Arts Space
- September 2013—Women of the World (WOW) Festival, Katherine, NT: A group of eight dancers performed at the international festival, as part of both the opening and closing events
- October 2013—Mbantua Festival, Alice Springs, NT: A group of twelve performers to attend and performed at the regional inaugural festival.



Above: Mara dance group from Borroloola ready to perform at Mbantua Festival, Alice Springs

Photographer: James Henry



Left, top: Dancing about to begin at Borroloola Community Arts Markets. Below: All kinds of locally made items are available at the markets

Photographer: Benjamin Warlangu Bayliss



Above: Local children painted up ready to perform at DanceSite

Photographer: Josh Thomason

PROFESSIONAL DEVELOPMENT

In June 2013 four key community members (including the Cultural Events Officer) and the ITDP Manager were taken to Laura Indigenous Traditional Dance Festival to meet with dance groups, event managers and local community members to network and discuss the festival in its twentieth year. This opportunity gave the group a great chance to discuss visioning of the DanceSite event into the future and a presentation was made back in Borrooloola to the DanceSite steering committee.

SCHOOL DANCE PROGRAM

Twice a week for the six weeks leading up to the DanceSite event, primary aged students learnt and rehearsed traditional dances from across all five major cultural groups with local women Elders. Students were able to learn the songs, stories and dances behind each of the performances which lead to a high number of young people being involved in the performance groups at the DanceSite event. This is an activity that has since been repeated every term.

ITDP Activities 2013					
Venue	Location	State/territory	Activity	Date	Attendance
McArthur River boat ramp	Borrooloola	NT	Traditional dance at the river—school groups	May 13	80
Borrooloola Oval	Borrooloola	NT	DanceSite Festival	Jun 13	1500
Borrooloola School	Borrooloola	NT	Photography Workshops with Wayne Quilliam	Jun 13	15
Borrooloola School	Borrooloola	NT	Film Making Workshops with Josh Thomason	Jun 13	35
Waralungku Art Centre	Borrooloola	NT	Paper lantern making workshop	Jun 13	25
Laura Aboriginal Dance Festival	Laura	Qld	Professional Development	Jul 13	5
Walking with Spirits Festival	Beswick	NT	Dance performance (Yanyuwa)	Jul 13	450
CHAN Contemporary Art Space	Darwin	NT	Dance performance	Aug 13	120
McArthur River boat ramp	Borrooloola	NT	Traditional dance at the river—school groups	Aug 13	40
Women of the World Festival	Katherine	NT	Dance performance (Garawa and Gudanji)	Sep 13	745
Turtle camp	West Island	Qld	Supported artists	Sep 13	50
Waralungku Art Centre	Borrooloola	NT	Borrooloola Community Arts Markets	Sep 13	120
Waralungku Art Centre	Borrooloola	NT	Borrooloola Community Arts Markets—dance performance (Yanyuwa)	Sep 13	60
Old Telegraph Station - Mbantua Festival	Alice Springs	NT	Dance performance (Mara)	Oct 13	400
Waralungku Art Centre	Borrooloola	NT	Borrooloola Community Arts Markets	Oct 13	90
Waralungku Art Centre	Borrooloola	NT	Borrooloola Community Arts Market—dance performance (Wanda Ngula)	Oct 13	50
Waralungku Art Centre	Borrooloola	NT	Borrooloola Community Arts Markets	Nov 13	70
Waralungku Art Centre	Borrooloola	NT	Borrooloola Community Arts Market—dance performance (Mara)	Nov 13	40
McArthur River boat ramp	Borrooloola	NT	Traditional dance at the river—school groups	Nov 13	20
McArthur River boat ramp	Borrooloola	NT	Traditional dance at the river—school groups	Dec 13	20
Total					3935

COMMUNICATIONS

The communications manager role expanded in terms of both duties and hours during 2013. This included

- regular preparation and dissemination of media releases
- increased Facebook activity
- the introduction of a twitter account
- increased use of YouTube
- greater volumes of graphic design and online marketing materials
- development of new web content
- extensive updating of contacts and media lists
- increased support for specific projects
- professional development.

Robyn took part in a social media workshop and marketing mentoring session late in the year, which was most informative. She also learnt how to use WordPress in order to build a new web site for the organisation. These activities formed Robyn's training and development activities in 2013.

Website

Development of the new web site took longer than expected —largely due to high work volumes across other areas. However, by late 2013 it was nearing completion with a new look and completely overhauled division of materials and navigation.

During the year the existing website was regularly updated, and both video and audio files were integrated into the site for the first time.

Social media

Artback NT's Facebook friends have steadily grown, reaching around 1700 by the end of 2013. An official page was also created, with a longer term view to this being Artback NT's main presence on Facebook.

Late in 2013, Facebook pages were created for the 2014 Djuki Mala National Tour and the 2014 *Highway of Lost Hearts* National Tour.

A twitter account has also been instigated and is being used to direct traffic to the website and YouTube clips.

A variety of film clips have been uploaded onto YouTube, including the Djuki Mala tour promotion and the Artback NT commercial. The Djuki Mala clip is attracting a considerable number of views.

Television commercial

A two minute television commercial was produced for Artback NT by Naina Sen, featuring original music by Kris Keogh. A thirty second version will be created in early 2014 and avenues for it to be shown will be explored.

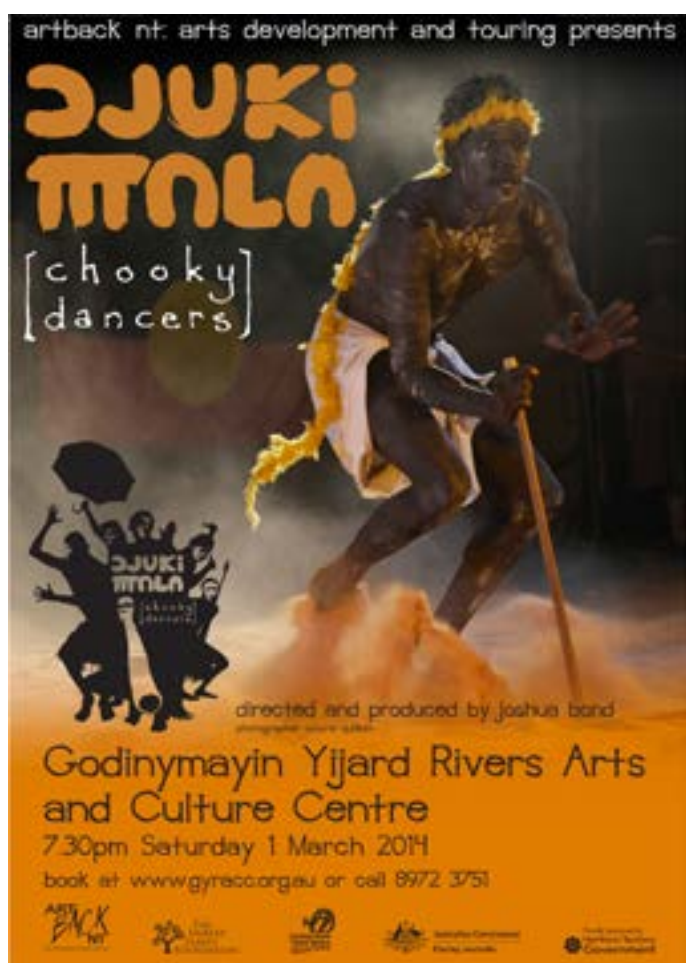
Newsletter

The irregular production of an extensive Artback NT newsletter was abandoned in 2013, after consideration of the work involved weighed against the number of people who might actually make time to read it given the high volumes of emails most people receive daily. Facebook was used instead to disseminate 'bytes' of information, and in 2014 blogging will also be utilised for this purpose.

Graphics

All graphics have been created inhouse in 2013, ensuring consistent marketing and a high profile for Artback NT in all materials produced. This includes posters, reports, annual snapshots, DVD/CD covers, exhibition lettering and prospectus documents.

Much of the marketing collateral for the *Highway of Lost Hearts* and Djuki Mala tours was also developed late 2013, ensuring readiness for a busy start to 2014.



The Djuki Mala poster forms part of a suite of marketing material already developed for the 2014 National Tour, which includes DLs, an education kit, email footer, letterhead and online promotional material for a variety of uses. The photograph used in the poster was taken by Wayne Quilliam at DanceSite 2013.

A CELEBRATION OF DANCE, THEATRE,



MUSIC AND VISUAL ARTS

On Wednesday 7 August 2013, Artback NT hosted an exciting evening which celebrated diversity across the arts at the Chan Contemporary Art Space, State Square, Darwin. This showcase event included artists from each of Artback NT's four program areas of performing arts, music, visual arts and Indigenous traditional dance.

Together with drinks and nibbles, two stunning Artback NT exhibitions, *Good Strong Powerful* and *Stable Ground* were also opened on the evening by Julie Lomax, Director, Visual Arts, Australia Council for the Arts. The showcase of the exhibitions at the Chan attracted many local and interstate visitors, collectors, visual art stakeholder representatives and Minister Matt Conlon.

The evening opened with a live performance from desert diva, Catherine Satour. The authoritative voice of central Australia, Catherine's sounds are provocative, magnetic and enchanting.

Catherine was followed by a dance excerpt from a new work from The Gary Lang NT Dance Company. Gary is a dynamic dancer, choreographer and performer and is a recipient of a Fellowship from the Dance Board of the Australia Council of the Arts. Artback NT is supporting Gary as he develops his new work, *MOKUY*.

Mary Anne Butler is the talented local playwright of *Highway of Lost Hearts*, which has enjoyed two enthusiastically received seasons in Darwin and will hit the road for a national tour with Artback NT in 2014. During the evening Mary Anne shared excerpts from the creative development of her new theatre piece, *The Sound of Waiting*.

Showcasing Artback NT's Indigenous Traditional Dance Program (ITDP), the Borroloola Ladies also performed. Borroloola currently hosts DanceSite, the main event on the ITDP calendar. Dance troupes from Borroloola have appeared at a variety of locations around the Territory in recent months.

Opening speakers in order:

- Ali Mills (Welcome to Country)
- Francine Chinn (Chair Artback NT)
- Minister Matthew Conlon
- Juliette Hubbard (Vice Chair, Artback NT)
- Julie Lomax (Director Visual Arts, Australia Council for the Arts)
- Louise Partos (Executive Officer, Artback NT)

Performers at the opening:

- Catherine Satour (Catherine Satour and Jonathan Hermawan)
- Gary Lang NT Dance Company (Michele Dott, Kyle Ramboyong, Darren Edwards, Cathy Young)
- Mary Anne Butler and Piglet
- Ganyuwa Dancers and Singers (Nancy McDinny, Isa McDinny, Myra Rovy, Deandra McDinny, Rachel McDinny)

The exhibitions ran from 8 August to 1 September and were complemented by an exciting series of free public programs including

- print-making workshops
- an opportunity to have your own dog drawn by Dion Beasley of 'Cheeky Dog' fame and
- information sessions for artists to learn about opportunities to tour their work.

The opening showcase event was a wonderful way to kick off this glorious month of arts activity. As Executive Officer Louise Partos said, 'Our staff are out bush for a sizeable percentage of the year delivering arts experiences around the NT. They are looking forward to delivering a taste of our diverse program to Darwin audiences through this unique event'.

Almost all of Artback NT staff and Board were in attendance. Significant benefits for the organisation included building and/or cementing relationships with other arts organisations throughout the Territory. Many of the audience from the opening night gained a much better sense of the breadth of Artback NT's programs and the Territory we cover!

Below: The walls of the Chan Contemporary Art Space decked with art behind an appreciative crowd at the celebration.

Right, clockwise from top left: Francine Chinn, Chair; Louise Partos, Executive Officer; Julie Lomax, Director Visual Arts, Australia Council for the Arts; Gary Lang NT Dance Company; Marlene Timothy, Cultural Events Officer; Catherine Satour; Mary Anne Butler, performing an excerpt from *The Sound of Waiting*; Ali Mills conducting Welcome to Country; Ganyuwa Dancers from Borroloola; Hon Matt Conlon MLA; Juliette Hubbard, Deputy Chair.

Photographer: Duane Preston



FINANCIAL REPORTS

Artback NT: Arts Development and Touring

Profit & Loss Statement

January 2013 through December 2013

Income		
Grants		
Grants (Com) Operating Recurre		
Australia Council Triennial	\$80,000.00	
Grants (Com)Projects Non-recur		
Australia Council Supplemental	\$85,128.00	
Visions of Australia	\$79,570.00	
Contemporary Music Touring	\$25,548.00	
Playing Australia	\$277,099.00	
Festivals Australia	\$26,105.00	
Australia Council Comm Partner	\$200,000.00	
Grants (State) Operating Recur		
Arts NT Operational	\$279,884.00	
Grants (State)Projects Non-rec		
Frog Hollow Anchor Tenant	\$70,000.00	
Arts NT Other Grants	\$94,899.00	
Arts NT Regional Arts Fund	\$20,000.00	
Arts NT Music Touring	\$150,000.00	
Other Grants State	\$27,100.00	
Total Grants		\$1,415,313.00
Income Other		
Artback NT Support	\$109,947.97	
Support from other funded prog	\$21,742.67	
Total Income Other		\$131,690.64
In Kind Support		
Arts NT In-kind	\$105,808.89	
Music Touring In-kind Support	\$38,238.79	
In Kind Support Other	\$8,500.00	
Mabunji In-Kind Support	\$31,785.00	
University of Sydney In-Kind	\$10,000.00	
Total In Kind Support		\$194,130.68
Unexpended grants 2012		
Projects Unexpended Grants	\$99,840.57	
Unexpended grants Arts NT	\$13,691.00	
Unexpended grants Arts NTMusic	\$4,814.91	
Unexpended Arts NT Region Arts	\$14,850.00	
Unexpended grants Visions	\$53,580.83	
Unexpended grants Aust Council	\$50,000.00	
Total Unexpended grants 2012		\$236,777.31
Trading/Operating Activities		
Sale of Goods		
Auspices Fees	\$2,057.00	
Catalogue sales - Djalkiri	\$2,040.00	
Catalogue sales ReCoil	\$872.74	
Exhibition Fees	\$28,363.65	
Music Touring Income Other	\$8,386.82	
Performance Fees	\$285,120.21	
Production equipment	\$5,000.00	
Consultancies/Tour Mgmt/ Comm	\$28,212.23	
Visual Arts Tour Management	\$2,745.67	
Service Provision	\$78,287.93	
Total Sale of Goods		\$441,086.25
Other Income		
Interest - Restricted	\$750.00	
Interest - Unrestricted	\$22,315.10	
Sponsorships and Donations		
Sponsorship/Donations	\$17,241.70	
McArthur River Mines	\$45,454.55	
Donation Tim Fairfax Family	\$54,000.00	
Total Sponsorships and Donations		\$116,696.25
Recoupments		
Freight contribution	\$2,650.00	
Travel and accommodation	\$44,931.02	
Miscellaneous income	\$3,641.40	
Tenant Levy	\$18,386.76	
Total Trading/Operating Activities		\$650,456.78
Total Income		\$2,628,368.41

Artback NT: Arts Development and Touring

Profit & Loss Statement

January 2013 through December 2013

Expenses

Operational

Advertising-General	\$627.00
Anchor Tenant Cleaning	\$14,674.50
Anchor Tenant Electricity	\$34,884.09
Audit Fees	\$3,472.73
Auspecting Fees	\$2,817.90
Bank Charges	\$1,086.36
Bank Charges - Credit Card	\$667.64
Board/Governance Expenses	\$4,510.65
Board - travel / accommodation	\$9,134.27
Borrowing Expenses	\$823.10
Computer / Electronic R & M	\$8,096.54
Depreciation - Plant & Equipme	\$7,149.00
Design work	\$220.00
Insurance-Commercial Package	\$9,122.00
Insurance-Goods in Transit	\$1,151.90
Insurance - Touring	\$4,675.00
Internet Account	\$1,890.24
Management Support	\$109,947.97
Meeting Expenses	\$168.76
Motor Vehicle R&M / Other	-\$384.85
Motor Vehicle Lease Payments	\$688.74
Office Expenses	\$1,100.72
Photocopier	\$2,656.21
Postage	\$1,130.21
Printing & Stationery	\$3,766.03
Promotional Expenses	\$4,521.39
Publications - Subscriptions	\$1,635.26
Sundry Expenses	\$534.40
Telephone	\$8,097.66
Telephones-Mobile	\$3,839.31
Telephone - Satellite	\$335.23
Tenant Levy	\$3,820.10
Web Design & Ongoing Support	\$9,857.09

Total Operational	\$256,717.15
-------------------	--------------

Wages & Salaries

Annual Leave + Load Provision	\$12,946.04
Other Wages	\$52,293.48
Anchor Tenant	\$41,600.00
Communications Officer	\$16,669.50
Executive Officer	\$85,000.00
ITDP Manager	\$58,401.07
ITDP Project Officer	\$12,496.83
Music Touring Manager	\$75,075.85
Performing Arts Touring Manage	\$73,153.87
Visual Arts Manager	\$52,202.54
VA Touring Manager	\$26,597.06
Bookkeeper	\$1,985.00

Total Wages & Salaries	\$508,421.24
------------------------	--------------

Superannuation	\$46,302.67
----------------	-------------

Staff Related Costs

Insurance-Workers Comp	\$12,469.59
NETS - HEELER Travel & Accom	\$6,581.43
PD-Travel & Accom & Per Diems	\$6,849.22
PD-Registrations/Fees	\$1,920.21
Recruitment	\$5,421.61
Staff Amenities	\$317.54
Staff Management	\$1,049.82
Staff Training	\$6,674.30

Total Staff Related Costs	\$41,283.72
---------------------------	-------------

Production Exhibition Program

Program-Visual Arts	
V - Advertising & Promotion	\$2,784.09
V - Artists Fee	\$44,951.57
V - Contractors	\$19,775.00
V - Design & Graphics	\$1,760.00
V - Exhibition Development	\$7,676.10

Artback NT: Arts Development and Touring

Profit & Loss Statement

January 2013 through December 2013

V - Freight & Postage	\$56,651.74	
V - Research & Develop	\$5,750.00	
V - Travel & Accom	\$13,994.20	
V - Other Costs	\$12,877.35	
V - Artist-in-residence	\$6,703.79	
Total Program-Visual Arts	<u>\$172,923.84</u>	
Program-Performing Arts		
P - Royalties	\$1,200.00	
P - Artist Fees & Allow	\$246,175.89	
P - Advertising & Prom	\$40,894.89	
P - Design & Graphics	\$2,600.00	
P - Research & Develop	\$3,732.82	
P - Travel & Accom	\$267,079.19	
P - Other Costs	\$46,466.66	
P - Production	\$87,829.10	
Total Program-Performing Arts	<u>\$695,978.55</u>	
Program Development		
Program Develop-Travel & Accom	\$51,623.08	
Program Strategic Research	\$10,000.00	
Project Resource	\$3,029.05	
Project Administration	\$63,028.36	
Total Program Development	<u>\$127,680.49</u>	
Total Production Exhibition Program	<u>\$996,582.88</u>	
In Kind Support		
Arts NT In Kind Support		
In Kind-Accommodation	\$65,778.00	
In Kind-Cleaning	\$723.00	
In Kind-Repairs&Grounds Maint	\$21,220.00	
In Kind-Security	\$2,179.93	
In Kind-PAWA and Garbage Disp	\$3,237.96	
In-Kind-A/L Management Service	\$12,468.00	
Total Arts NT In Kind Support	<u>\$105,606.89</u>	
Total In Kind Support	<u>\$105,606.89</u>	
Total Expenses		<u>\$1,954,914.55</u>
Operating Profit		<u>\$673,453.86</u>
Other Income		
Other Expenses		
Unexpended Arts NT grants	\$12,321.90	
Unexpended Arts NT Region Arts	\$20,000.00	
Unexpended Arts NT Music	\$2,144.06	
Unexpended Aust Council grants	\$90,787.76	
Unexpended Aust Coun Comm Part	\$36,559.78	
Unexpended Playing Australia	\$194,893.18	
Unexpended Visions grants	\$66,904.56	
Unexpended Tim Fairfax Family	\$54,000.00	
Transfer Unexpended Amounts	\$182,605.58	
Total Other Expenses	<u>\$660,216.82</u>	
Net Profit/(Loss)		<u>\$13,237.04</u>

Artback NT: Arts Development and Touring

Balance Sheet

As of December 2013

Assets

Current Assets

NAB Cheque Account 691	\$42,974.90
Artback NT Roco Fund 0348	\$55,741.70
Petty Cash Account-Darwin	\$78.25
Petty Cash Account-Alice	\$60.85
To be reimbursed	\$1,068.00
Prepayments	\$3,992.87
Trade Debtors	\$209,698.04

Investment Accounts

NAB Investment Acc 769	\$131,208.66
NAB Investment Acc 0273	\$100,000.00
NAB Investment Acc 8394	\$50,000.00
NAB Investment Acc 1628	\$100,000.00
NAB Investment Acc 0416	\$200,000.00
NAB Investment Acc 7952	\$200,000.00

Total Current Assets	\$1,094,823.27
----------------------	----------------

Non Current Assets

Long-Term Investments

NAB Credit Card Term Deposit	\$15,000.00
------------------------------	-------------

Plant & Equipment

Plant & Equipment-at cost	\$30,140.00
Plant & Equipment-Accum Dep	-\$19,168.00
Motor Vehicles	\$20,000.00
M/V Accum Dep	-\$4,384.00

Total Plant & Equipment	\$26,588.00
-------------------------	-------------

Total Non Current Assets	\$41,588.00
--------------------------	-------------

Total Assets	\$1,136,411.27
--------------	----------------

Liabilities

Current Liabilities

Trade Creditors	\$28,032.25
Accrued Expenses	\$1,937.78
NAB Loan	\$11,930.40

Credit Cards

Visa Card - Louise 0284	\$3,248.95
Visa Card - Simha 1342	\$36.50
Visa Card - Lia 8454	\$237.55
Visa Card - Angela 9889	\$2,465.67
Visa Card - Hutchins new 5289	\$60.60
Visa Card - Joshua Grant	\$9.00

Total Credit Cards	\$6,058.27
--------------------	------------

GST/PAYG Liabilities Owing

GST Collected	\$40,442.24
GST Paid	-\$11,272.32
Rounding Account	-\$0.32
PAYG Liability	\$8,291.08
Workers Compensation	-\$181.04

Total GST/PAYG Liabilities Owing	\$37,279.64
----------------------------------	-------------

Superannuation Liability

Superannuation Payable	\$13,165.77
------------------------	-------------

Provisions

Annual leave + Load provision	\$53,962.64
-------------------------------	-------------

Unexpended Grants 2013

Unexpended - Arts NT	\$12,321.90
Unexpended Arts NT Music	\$2,144.06
Unexpended Arts NT Region Arts	\$20,000.00
Unexpended Grants Aust Council	\$37,209.14
Unexpended Aust. Council Comm	\$90,138.40
Unexpended Grants Visions	\$66,904.56

Artback NT: Arts Development and Touring

Balance Sheet

As of December 2013

Unexpended Grants Playing Aust	\$194,893.18	
Unexpended Grants General	\$80,740.82	
Total Unexpended Grants 2013	\$504,352.06	
Monies Received in Advance		
2014 Performance Fees	\$155,864.76	
Advance Grant Australia Council	\$57,720.00	
Advance Grant Arts NT	\$66,468.00	
Advance Monies McArthur River	\$45,454.55	
Total Monies Received in Advance	\$325,507.31	
Total Liabilities		\$982,226.12
Net Assets		\$154,185.15
Equity		
Retained Earnings	\$140,948.11	
Current Earnings	\$13,237.04	
Total Equity		\$154,185.15

Off the Leash Incorporated

Profit & Loss Statement

January 2013 through December 2013

Income	
Grant Income	
Grants (State) Operating Non-R	
Arts NT	\$25,000.00
Grants (State) Projects Non-re	
Arts NT Projects	\$3,000.00
In Kind Support	
In Kind Support Arts NT	\$31,560.00
In Kind Support Darwin Airport	\$1,500.00
Earned Income	
Advertising Revenue	\$135,908.73
Miscellaneous Income	\$1.15
Total Earned Income	\$135,909.88
Total Income	\$196,969.88
Expenses	
Operational	
Advertising & Promotion	\$3,205.42
Auditor's Remuneration	\$727.27
Auspice Fees	\$5,000.00
Bad Debts Written Off	\$464.00
Bank Fees	\$207.70
Business Plan	\$577.50
Computer Expenses/Software	\$1,306.93
Distribution	\$13,418.37
Email, Internet & Website	\$599.50
Insurance	\$1,676.73
iPhone/Tablet App	\$8,939.40
Licensee Service Levy	\$1,125.72
Meeting Expenses	\$28.28
Photography	\$300.00
Postage/Couriers	\$320.64
Printing	\$53,580.00
Professional Development	\$170.00
Stationery/Office Consumables	\$1,046.50
Subscriptions/Memberships	\$31.82
Superannuation	\$6,867.63
Telephone/Fax	\$2,574.95
Workcover Insurance	\$2,436.84
Total Operational	\$104,605.20
Wages & Salaries, Contractors	
Design Costs	\$23,826.52
Editor/Business Develop Costs	\$45,552.19
On Line Editor Costs	\$11,630.99
Writer Costs	\$11,915.00
Provision unused A/Leave	\$3,927.22
Total Wages & Salaries, Contractors	\$96,851.92
In Kind Support Arts NT	
In Kind - Anchor Licensee Man.	\$4,200.00
In Kind - Cleaning	\$208.00
In Kind - Grounds Maintenance	\$1,348.00
In Kind - Rent	\$18,211.00
In Kind -Repairs & Maintenance	\$5,608.00
In Kind - Security	\$818.00
In Kind - Sewerage	\$949.00
In Kind - Waste Disposal	\$218.00
Total In Kind Support Arts NT	\$31,560.00
Total Expenses	\$233,017.12
Operating Profit	-\$36,047.24
Other Expenses	
Unexpended Arts NT	\$2,422.50
Total Other Expenses	\$2,422.50
Net Profit / (Loss)	-\$38,469.74

Off the Leash IncorporatedGPO Box 2325
DARWIN NT 0801**Balance Sheet****As of December 2013**

Assets		
Current Assets		
Cheque Account		\$25,236.94
Trade Debtors		\$10,661.50
Non Current Assets		
Property & Equipment		
Furniture & Fixtures		
Total Assets		<u>\$35,898.44</u>
Current Liabilities		
Trade Creditors		\$155.89
Accrued Expenses		\$250.00
Deposits Held		\$7,427.27
GST Liabilities		
GST Collected	\$5,414.60	
GST Paid	-\$2,619.44	
GST Rounding Account	\$1.47	
Total GST Liabilities		<u>\$2,796.63</u>
Payroll Liabilities		
PAYG Withholding	\$853.08	
Superannuation Liability	\$2,076.87	
Total Payroll Liabilities		<u>\$2,929.95</u>
Other Current Liabilities		
Arts NT Unexpended	\$2,422.50	
Provisions		
Provision For Annual Leave	\$3,927.22	
Total Current Liabilities		<u>\$19,909.46</u>
Net Assets		<u>\$15,988.98</u>
Equity		
Retained Earnings		\$54,458.72
Current Year Earnings		-\$38,469.74
Total Equity		<u>\$15,988.98</u>

**ARTBACK NT ARTS
DEVELOPMENT AND
TOURING INCORPORATED
ABN 72 598 610 340**

Special Purpose Financial Statements
For the year ended 31 December 2013

JKY & CO

Certified Practising Accountant

PO Box 38233

Winnellie NT 0821

ARTBACK NT ARTS DEVELOPMENT AND TOURING INCORPORATED

STATEMENT BY THE COMMITTEE

FOR THE YEAR ENDED 31 DECEMBER 2013

The Committee has determined that the association is not a reporting entity and that this special purpose financial report should be prepared in accordance with the accounting policies outlined in Note 1 to the financial statements.

In our opinion –

- a) the accompanying financial report as set out on the following pages, being a special purpose financial statement, is drawn up so as to present fairly the state of affairs of the Association as at 31 December 2013 and the results of the Association for the year ended on that date;
- b) the accounts of the Association have been properly prepared and are in accordance with the books of account of the Association; and
- c) there are reasonable grounds to believe that the Association will be able to pay its debts as and when they fall due.

We confirm as follows:


- (a) The names of each committee member of the association during the relevant financial year were:

Francine Chinn
Gary Single
Juliette Hubbard
Jenny Pender
Kathryn Gray
John Oster
Denise Salvestro
Jayne Nankivell
John Waight

(b) The principal activities of the association during the relevant financial year were:

- To develop and tour arts programs and activities that demonstrates a commitment to quality, diversity and equity across the Northern Territory.
- To work collegially and co-operatively with artists, art organisations, communities and Government to develop audiences, professional practice and presentation opportunities for the touring of all artforms within the Northern Territory.
- To network locally, regionally, nationally and internationally for the touring promotion and presentation of works by Northern Territory artists, communities and arts organisations.

(c) The loss of the association for the relevant financial year was:
\$25,232.70


CHAIRMAN
VICE CHAIR

31/01/14
DATED


TREASURER

31/01/14
DATED

JKY & CO.

CERTIFIED PRACTISING ACCOUNTANT

PO Box 38233
48 Albatross Street
WINNELLIE NT 0821
Ph: 08 8947 7030
Fax: 08 8947 7032

JOHN YOUSEF FCPA, CA
Commissioner for Oaths

ARTBACK NT ARTS DEVELOPMENT AND TOURING INCORPORATED

INDEPENDENT AUDITOR REPORT

FOR THE YEAR ENDED 31 DECEMBER 2013

SCOPE

I have audited the attached special purpose financial report of the Artback NT Arts Development and Touring Incorporated for the period ended 31 December 2013. The Management Committee is responsible for the preparation and presentation of the financial report and the information contained therein, and has determined that the accounting policies and described in note 1 to the financial statements which form part of the financial report are appropriate to meet the requirements of the Associations Act, used are consistent with the financial reporting requirements of the entity's constitution and are appropriate to meet the needs of the members. I have also conducted an independent audit of the financial report in order to express an opinion on it to the members of the Artback NT Arts Development and Touring Incorporated. No opinion is expressed as to whether the accounting policies used, and described in note 1, is appropriate to the needs of members.

The financial report has been prepared for distribution to the members for the purpose of fulfilling the Management Committee's financial reporting requirements under the constitution of the Artback NT Arts Development and Touring Incorporated and the Associations Act. We disclaim any assumption of responsibility for any reliance on this report or on the financial report to which it relates, to any person other than the members, or for any purpose other than that for which it was prepared.

My audit has been conducted in accordance with Australian Auditing Standards to provide reasonable assurance as to whether the financial report is free from material misstatement. My procedures included examination, on a test basis, of evidence supporting the amounts and other financial disclosures in the financial report and the evaluation of significant accounting estimates. These procedures have been undertaken to form an opinion as to whether in all material respects, the financial report is presented fairly in accordance with accounting policies described in note 1, so as to present a view which is consistent with our understanding of its financial position and performance of the Artback NT Arts Development and Touring Incorporated as represented by the results of its operations and cash flows.

ARTBACK NT ARTS DEVELOPMENT AND TOURING INCORPORATED

INDEPENDENT AUDITOR REPORT

FOR THE YEAR ENDED 31 DECEMBER 2013

The audit opinion expressed in this report has been formed on the above basis

AUDIT OPINION

It is my opinion that:-

- (i) The financial report of the Artback NT Arts Development and Touring Incorporated is properly drawn up so as to give a true and fair view of the financial position of the Association as at 31 December 2013 and of its results for the year ended on that date.
- (ii) The rules relating to the administration of the funds of the Association have been observed.


JKY & Co.

03/02/14
DATED

ARTBACK NT ARTS DEVELOPMENT AND TOURING INCORPORATED**ABN 72 598 610 340****Profit and Loss Statement - ARTBACK NT****For the year ended 31 December 2013**

	2013	2012
	\$	\$
Income		
Sales	441,086.25	380,228.71
Grants (Com) Operating Revenue	80,000.00	67,917.01
Grants (Com) Projects Non Recurrent	693,450.00	199,763.45
Grants (State) Operating Recurrent	279,864.00	276,000.00
Grants (State) Projects Non Recurrent	361,999.00	405,776.00
In-Kind Support	194,130.68	123,929.73
Artback Support	109,947.97	112,830.73
Support from other funded programs	21,742.67	-
Sponsorship / Donations	116,696.25	35,834.91
Unexpended Grants	236,777.31	362,126.88
Interest received	23,065.10	23,647.57
Other income	3,641.40	-
Recoupments	65,967.78	7,888.50
Total	2,628,368.41	1,995,943.49
Expenses		
Advertising and promotion	627.00	-
Anchor Tenant	49,558.59	37,873.75
Audit fees	3,472.73	-
Bank Fees And Charges	1,754.00	-
Board Expenses	13,644.92	6,882.01
Depreciation - plant	7,149.00	2,556.00
Email, Internet and Website	11,747.33	3,657.49
Other Operational Expenses	26,951.31	52,780.43
Insurance	27,418.49	14,561.88
In-Kind Support	105,606.89	105,607.00
Interest - Australia	823.10	-
Management Support	109,947.97	79,192.89
Program - Visual Arts	172,923.84	141,913.91
Program - Performing Arts	695,978.55	704,640.55
Program - Development	127,680.49	63,883.00
Staff Related Costs	28,814.13	26,724.23
Superannuation	46,302.67	45,252.02
Telephone	12,272.20	-
Tenant Levy	3,820.10	11,238.55
Unexpended Grants - Current Year	660,216.82	246,544.27
Wages	508,421.24	431,523.43
Total	2,615,131.37	1,974,831.41
Net Profit	13,237.04	21,112.08

These financial statements are audited. They must be read in conjunction with the attached Audit Report and Notes which form part of these financial statements.

ARTBACK NT ARTS DEVELOPMENT AND TOURING INCORPORATED
ABN 72 598 610 340

Profit and Loss Statement - OFF THE LEASH
For the year ended 31 December 2013

	2013	2012
	\$	\$
Income		
Grants (State) Projects Non Recurrent	28,000.00	25,000.00
In-Kind Support	33,060.00	34,560.00
Advertising Revenue	135,908.73	152,301.37
Sponsorship - Darwin Airport	-	4,500.00
Other income	1.15	-
Total	196,969.88	216,361.37
Expenses		
Administration	-	40.00
Advertising and promotion	3,205.42	3,581.19
Auspice Fees	5,000.00	5,500.00
Audit fees	727.27	1,250.00
Bad Debts	464.00	-
Bank Fees And Charges	207.70	141.60
Business Plan	577.50	-
Computer Expenses	1,306.93	595.44
Distribution	13,418.37	14,653.37
Email, Internet and Website	599.50	893.17
E-Newsletter	-	600.00
Interactive Calendar	-	1,650.00
Insurance	4,113.57	1,135.65
In-Kind Support	31,560.00	31,560.00
iPhone/Tablet App	8,939.40	-
Licensee Service Levy	1,125.72	-
Meeting Expenses	28.28	-
Office Equipment	-	112.72
Photography	300.00	4,100.00
Postage	320.64	167.05
Printing	53,580.00	58,554.00
Professional Development	170.00	150.00
Provision for annual leave	3,927.22	-
Recruitment	-	225.00
Repairs & maintenance	-	45.45
Stationery / Office Consumables	1,046.50	634.95
Subscriptions	31.82	225.00
Superannuation	6,867.63	3,406.97
Telephone	2,574.95	2,695.21
Unexpended Grants - Current Year	2,422.50	-
Wages	92,924.70	77,523.98
Total	235,439.62	209,440.75
Net Profit	-38,469.74	6,920.62

These financial statements are audited. They must be read in conjunction with the attached Audit Report and Notes which form part of these financial statements.

ARTBACK NT ARTS DEVELOPMENT AND TOURING INCORPORATED
ABN 72 598 610 340

Balance Sheet as at 31 December 2013

	Note	2013 \$	2012 \$
Current Assets			
Cash assets	2	920,136.30	622,118.91
Receivables	3	220,524.54	21,218.75
Other	4	5,241.91	385.04
Total Current Assets		1,145,902.75	643,722.70
Non-Current Assets			
Property, plant and equipment	5	26,588.00	7,316.56
Total Non-Current Assets		26,588.00	7,316.56
Total Assets		1,172,490.75	651,039.26
Current Liabilities			
Payables	6	37,803.19	22,919.57
Financial liabilities	7	16,225.28	2,642.24
Current tax liabilities	8	41,110.39	27,218.79
Provisions	9	73,132.50	61,074.52
Other	1g	832,281.87	341,777.31
Total Current Liabilities		1,000,553.23	455,632.43
Non-Current Liabilities			
Financial liabilities	7	1,763.39	
Total Non-Current Liabilities		1,763.39	
Total Liabilities		1,002,316.62	455,632.43
Net Assets		170,174.13	195,406.83
Equity			
Retained profits		170,174.13	195,406.83
Total Equity		170,174.13	195,406.83

These financial statements are audited. They must be read in conjunction with the attached Audit Report and Notes which form part of these financial statements.

ARTBACK NT ARTS DEVELOPMENT AND TOURING INCORPORATED
NOTES TO AND FORMING PART OF THE FINANCIAL STATEMENTS
FOR THE YEAR ENDED 31 DECEMBER 2013

1. STATEMENT OF SIGNIFICANT ACCOUNTING POLICIES

Basis of accounting

The financial report is a special purpose financial report that has been prepared in accordance with Australian Accounting Standards, Urgent Issues Group Consensus Views and other authoritative pronouncements of the Australian Accounting Standards Board.

Reporting Entity

The association is not a reporting entity because in the committee's opinion there are unlikely to exist users who are unable to command the preparation of reports tailored so as to satisfy all of their information needs, and these accounts are therefore "special purpose accounts" that have been prepared solely to meet the requirements of the Constitution and the *Associations Act*.

Australian Accounting Standards set out accounting policies that the AASB has concluded would result in financial report containing relevant and reliable information about transactions, events and conditions to which they apply. Material accounting policies adopted in the preparation of this financial report are presented below. They have been consistently applied unless stated.

The Profit and loss Statements and Balance Sheet have been prepared on an accrual basis and are in accordance with historical cost convention. Except where stated no allowance is made for the effect of changing prices on the results or the financial position.

Revenues and Expenses in the association are recognised in the Profit and Loss Statements when and only when the flow or consumption or loss of economic benefits has occurred and can be easily measured.

a) Taxation

The Association believes it is exempt from all forms of taxation except PAYG and GST. Revenues and expenses are recognised net of the amount of GST, except where the amount of GST is not recoverable from the Australian Taxation Office. In these circumstances the GST is recognised as part of the acquisition of the asset or as part of an item of expense. Receivables and payables in the statement of financial position are shown inclusive of GST.

These financial statements are audited. They must be read in conjunction with the attached Audit Report and Notes which form part of these financial statements.

1. STATEMENT OF ACCOUNTING POLICIES (Contd)

b) Employee Entitlements

Provision is made for employee entitlements benefits accumulated as a result of employees rendering services up to the reporting date. These benefits include salaries and annual leave.

Liabilities arising in respect of salaries, annual leave and any other employee entitlements expected to be settled within twelve months of the reporting date are measured at their nominal amounts and are shown under current liabilities. Employee benefits payable later than one year have been measured at the present value of estimated future cash outflows to be made for those benefits.

c) Acquisition of Assets

Assets are recorded at cost on acquisition except as stated below. The cost of acquisition includes the fair value of assets transferred in exchange.

Assets acquired at no cost, or for nominal consideration, are initially recognised as, assets and revenues at their fair value at the date of acquisition, except where they are acquired as part of a transfer of functions from another Government entity, in which case they are recognised as contributed equity at the carrying amount

d) Property, plant and equipment

Plant and equipment are measured on the cost basis less depreciation and impairment losses.

The carrying amount of plant and equipment is reviewed annually by directors to ensure it is not in excess of the recoverable amount from these assets. The recoverable amount is assessed on the basis of the expected net cash flows that will be received from the assets employment and subsequent disposal. The expected net cash flows have been discounted to their present values in determining recoverable amounts.

Depreciation of Non-Current Assets

Depreciation is provided on a Diminishing and Straight line basis on property plant and equipment at rates calculated to allocate the cost or valuation less estimated residual value at the end for the useful lives of the assets against revenue over those estimated lives to the association.

e) Impairment of Assets

At each reporting date, the association reviews the carrying values of its tangible assets to determine whether there is any indication that those assets have been impaired. If such an indication exists, the recoverable amount of the asset, being the higher of the asset's fair value less costs to sell and value in use, is compared to the assets carrying value over its recoverable amount is expensed to the income statement.

These financial statements are audited. They must be read in conjunction with the attached Audit Report and Notes which form part of these financial statements.

f) Terms Conditions and Accounting Policies

Financial Assets

Cash at Bank

Deposits are recognised at their nominal amounts. Interest is credited to revenue as it accrues.

Cash Management

Deposits are recognised at their nominal amounts. Interest is credited to revenue as it accrues.

Receivables

These receivables are recognised at the nominal amounts due less any provision for bad and doubtful debts.

Financial Liabilities

Trade Creditors

Creditors and accruals are recognised at their nominal amounts, being the amount at which liabilities will be settled. Liabilities are recognised to the extent that the goods and services have been received (and irrespective of having been invoiced).

g) Unexpended Grants

The grants funds have been received for specific purpose. To the extent that the funds have not been applied for that purpose throughout the year, they are recorded as unexpended grants and are recognised as a current liability.

	2013	2012
Arts NT Regional Arts Fund	-	14,850.00
Arts NT	12,321.90	13,691.00
Arts NT Music	2,144.06	67,314.91
Arts NT Regional Arts Fund	20,000.00	-
Australia Council	37,209.14	90,000.00
Australia Council Comm	90,138.40	-
Visions of Australia	66,904.56	53,580.83
Playing Australia	194,893.18	-
General	80,740.82	99,840.57
Chooky Dancer	122,730.40	-
Highway of lost hearts	33,134.36	-
Australia Council	57,720.00	-
Arts NT Music	62,500.00	-
Arts NT	3,968.00	-
McArthur River Mine	45,454.55	-
Arts NT Projects	2,422.50	-
Total	832,281.87	339,277.31

These financial statements are audited. They must be read in conjunction with the attached Audit Report and Notes which form part of these financial statements.

ARTBACK NT ARTS DEVELOPMENT AND TOURING INCORPORATED
ABN 72 598 610 340

Notes to the Financial Statements
For the year ended 31 December 2013

	2013	2012
<hr/>		
Note 2: Cash assets		
Bank accounts:		
NAB - General Cheque Account	42,974.90	39,607.94
NAB-General Cheque Account Off the Leash	25,071.94	50,392.98
NAB Term Deposit 9249	15,000.00	15,000.00
NAB Investment Acc 769	131,208.66	216,656.39
NAB Investment Acc 8394	50,000.00	100,000.00
NAB Investment Acc 1628	100,000.00	100,000.00
NAB Investment Acc 7053		100,000.00
Artback NT Roco Fund 0348	55,741.70	
NAB Investment Acc 0273	100,000.00	
NAB Investment Acc 0416	200,000.00	
NAB Investment Acc 7952	200,000.00	
Other cash items:		
Petty Cash - Darwin	78.25	390.40
Petty Cash - Alice Springs	60.85	71.20
	<u>920,136.30</u>	<u>622,118.91</u>

Note 3: Receivables

Current

Trade debtors		
- Artback NT	209,698.04	8,071.55
- Off The Leash	10,826.50	13,147.20
	<u>220,524.54</u>	<u>21,218.75</u>

These financial statements are audited. They must be read in conjunction with the attached Audit Report and Notes which form part of these financial statements.

ARTBACK NT ARTS DEVELOPMENT AND TOURING INCORPORATED
ABN 72 598 610 340

Notes to the Financial Statements
For the year ended 31 December 2013

	2013	2012
<hr/>		
Note 4: Other Assets		
Current		
Prepayments	3,992.87	385.04
Other	1,249.04	
	<u>5,241.91</u>	<u>385.04</u>
Note 5: Property, Plant and Equipment		
Plant and equipment:		
- At cost	30,140.00	33,910.56
- Less: Accumulated depreciation	<u>(19,168.00)</u>	<u>(26,594.00)</u>
	<u>10,972.00</u>	<u>7,316.56</u>
Motor vehicles:		
- At cost	20,000.00	
- Less: Accumulated depreciation	<u>(4,384.00)</u>	
	<u>15,616.00</u>	
	<u>26,588.00</u>	<u>7,316.56</u>
Note 6: Payables		
Trade creditors		
- Artback NT	29,970.03	18,214.64
- Off The Leash	7,833.16	4,704.93
	<u>37,803.19</u>	<u>22,919.57</u>
	<u>37,803.19</u>	<u>22,919.57</u>
<hr/>		

These financial statements are audited. They must be read in conjunction with the attached Audit Report and Notes which form part of these financial statements.

ARTBACK NT ARTS DEVELOPMENT AND TOURING INCORPORATED
ABN 72 598 610 340

Notes to the Financial Statements
For the year ended 31 December 2013

	2013	2012
<hr/>		
Note 7: Financial Liabilities		
Current		
Unsecured:		
- Visa Card	6,058.27	2,642.24
	<u>6,058.27</u>	<u>2,642.24</u>
Secured*:		
- Business Loan	10,671.24	
- Less: Unexpired interest charges	(504.23)	
	<u>10,167.01</u>	
	<u>16,225.28</u>	<u>2,642.24</u>
Non-Current		
Secured*:		
- Business Loan	1,778.54	
- Less: Unexpired interest charges	(15.15)	
	<u>1,763.39</u>	
	<u>1,763.39</u>	
* Total Current and Non-Current Secured Liabilities		
Business Loan	12,449.78	
Less: Unexpired interest charges	(519.38)	
	<u>11,930.40</u>	

These financial statements are audited. They must be read in conjunction with the attached Audit Report and Notes which form part of these financial statements.

ARTBACK NT ARTS DEVELOPMENT AND TOURING INCORPORATED
ABN 72 598 610 340

Notes to the Financial Statements
For the year ended 31 December 2013

	2013	2012
<hr/>		
Note 8: Tax Liabilities		
Current		
GST payable control account	45,859.96	29,168.27
Input tax credit control account	(13,893.73)	(8,851.51)
Amounts withheld from salary and wages	9,144.16	6,902.03
	<u>41,110.39</u>	<u>27,218.79</u>

Note 9: Provisions

Current

Employee entitlements - ArtBack NT	53,962.64	50,594.24
Employee entitlements - Off the Leash	3,927.22	
Superannuation payable	15,242.64	10,480.28
	<u>73,132.50</u>	<u>61,074.52</u>

These financial statements are audited. They must be read in conjunction with the attached Audit Report and Notes which form part of these financial statements.