



ARTBACK NT ANNUAL REPORT

PERFORMING ARTS | VISUAL ARTS | MUSIC | INDIGENOUS TRADITIONAL DANCE

2015

ART
BACK
NT

Darwin Office:
56 Woods St | GPO Box 535
Darwin NT 0801
Phone: 61 8 8941 1444
Fax: 61 8 8941 1344

Alice Springs Office:
Cnr Bath St and Stott Tce | PO Box 4582
Alice Springs 0871
Phone: 61 8 8953 5941
Fax: 61 8 8952 6595

Borrooloola Office:
C/o Waralungku Arts Centre
Robinson Road Borrooloola NT 0854
Phone: 61 405 926 209
Fax: 61 8 8972 8986

ABN: 72 598 610 340

[w] www.artbacknt.com.au



facebook.com/artback.nt



twitter.com/artbacknt



instagram.com/artback_nt

Cover image: Mara man, Barnabas Timothy, getting ready for DanceSite. Photographer: Benjamin Bayliss.



CONTENTS

Chair's report	1
Treasurer's report	1
Executive Officer's report	2
Music	4
Performing Arts	7
Visual Arts	10
Indigenous Traditional Dance Program	13
Disability Action Plan	16
Reconciliation Action Plan	18
Northern Territory activity	21
National activity map	22
Financial report	23

BOARD

Chair
Deputy Chair
Secretary and Treasurer
Public Officer
Committee Member
Committee Member
Committee Member
Committee Member
Committee Member

Denise Salvestro
Juliette Hubbard
Francine Chinn
Gary Single
Susan Congreve
Kathryn Gray
Liam Campbell
John Waight
John Oster

Sydney
Darwin
Gunbalanya
Darwin
Darwin
Brisbane
Yuendumu
Sydney
Alice Springs

STAFF

Executive Officer
Performing Arts Manager
Music Touring Manager
Visual Arts Development and Touring Manager
Visual Arts Touring Manager
Indigenous Traditional Dance Program Manager
Indigenous Traditional Dance Program Cultural Events Officer
Communications Manager
Anchor Tenant/Book-keeper

Louise Partos
Britt Guy
Vanessa Hutchins
Alice Buscombe/Jo Foster
Neridah Stockley
Lia Pa'apa'a
Marlene Timothy
Jess Ong
Faye McAleenan

Darwin
Darwin
Darwin
Alice Springs
Alice Springs
Borroloola
Borroloola
Darwin
Darwin



ARTBACK NT

Artback NT is the Northern Territory's visual and performing arts touring agency. The organisation works with individuals, groups and arts based organisations to present and tour a dynamic and exciting range of arts experiences across the Territory. The touring program is diverse, incorporates strong local content and reflects both Indigenous and non-Indigenous talent and expression.

MISSION

Connecting people and place through arts development and touring.

VALUES

- We conduct our business with integrity and respect.
- We are committed to creative excellence and capacity building.
- We embrace the diverse environment of the Northern Territory.
- We believe investment in arts and culture is fundamental to a rich life and the wellbeing of communities.

OUTCOMES

- Territory artists and the arts industry flourishes.
- Territory communities and audiences access and produce arts and cultural experiences.
- Territory arts and artists are celebrated locally and renowned nationally and internationally.
- Artback NT is a strong and adventurous organisation.

ARTBACK NT ACKNOWLEDGES THE TRADITIONAL OWNERS OF COUNTRY TO WHICH WE TRAVEL AND ON WHICH WE WORK



EVENTS



CHAIR'S REPORT

As the Northern Territory's development and touring organisation, Artback NT promotes Territory talent within the Territory and nationwide. A glance at our website, our productivity and delivery statistics and recent annual reports will testify to the variety, volume and high standard of events this multi-art form organisation manages to develop and produce each year. Throughout 2015 alone, 121 programs, events and workshops were delivered within the Territory, and 46 high quality events toured to national venues, reaching an audience totalling 142,705 Australia wide.

Too rarely do we stop and reflect on the fact this is achieved across three offices by a staff of eight—only two of whom are full time—making Artback NT's achievements all the more remarkable. Even more impressive is what this dedicated and talented team managed to produce in 2015 while having to contend with the unforeseen challenge of serious financial constraints imposed by the Federal Government's untimely cuts to the Australia Council—one of our major funding bodies. Needless to say these cuts severely curtailed Artback NT's activity, creating uncertainty in ongoing program presentation and employment insecurity for our staff. On behalf of the board I would like to thank our dedicated and dynamic team at Artback NT for the professional manner in which they handled this disruption and remained committed to bringing to life a broad and inspiring range of programs. The success of this organisation is a result of their loyalty and their passion for the projects they deliver. I thank my fellow board members for their good governance and support during this testing time, constantly providing insightful advice to ensure the sustainability of our organisation.

The impact of funding cuts, both Federal and Territory, on small-to-medium organisations such as Artback NT, highlights the tenuous nature of government funding and the necessity of securing patronage from other sectors, particularly partnerships, sponsorship and philanthropic support. The competition for such funding in this current economic climate emphasises the need to develop alternative strategic income-generation activities. This is an area the board is committed to addressing, along with taking a proactive approach in increasing awareness of our organisation's abilities and broadening our national and international profile.

In 2015, lack of funding resulted in the loss of our successful Music Touring program and a valued member of staff, Music Touring Manager, Vanessa Hutchins. Another priority for the board is to ensure the benefits of this program are recognised and dedicated funding is secured to restore the program and maintain its long-term viability.

Thank you to the staff and board for the time and effort all gave to fine-tuning our impressive 2016-2020 Strategic Plan and the eye-catching and inspiring Capacity Statement, which can be found on our website. These documents reflect the energy, diversity and innovation of Artback NT.

I leave it to our most capable Executive Officer to outline the achievements, individual efforts and future endeavours of our dynamic organisation and look forward to a year which promises to provide the exciting, high quality programs and events that Artback NT so regularly and successfully delivers.

Denise Salvestro, March 2016

TREASURER'S REPORT

2015 was a challenging year for most regional/ community based arts organisations in this country and Artback NT saw a drop in income from the previous twelve months of more than \$1 million dollars.

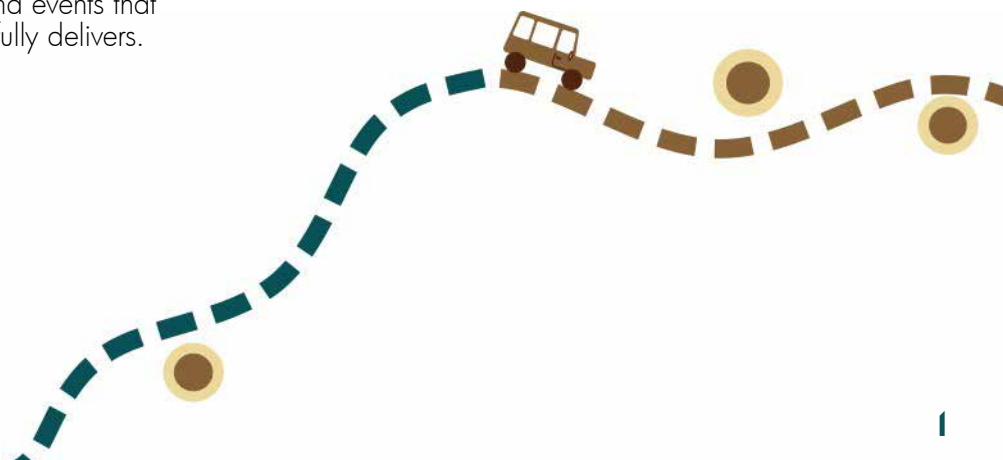
Total income for 2015 was \$1,945,670.64. The organisation recorded a loss of \$19,762.50 in part due to a 'good practice' measure to cover possible allowances and staff entitlements such as long service leave and potential redundancies, enabling the organisation to include these on the balance sheet.

Despite these tougher financial times, Artback NT was able to employ 252 Indigenous artists and arts workers throughout the year, benefiting the lives of many Territorians.

It is no surprise that fundraising is a key priority for 2016 and Artback NT is more focussed on exploring possible philanthropic options to ensure the longer term future of programs. The organisation will continue to work with the Northern Territory Government and the Australia Council for the Arts whilst developing strategies to increase income from other sources.

Artback NT staff continue to operate using solid financial procedures and a high level of accountability. Records are well maintained and financial statements are provided in a timely manner well before board meetings.

Francine Chinn, March 2016



EXECUTIVE OFFICER'S REDORT

Despite the uncertainty within the art sector in 2015, Artback NT delivered an extraordinary arts development and touring program with a breadth of reach and delivery unparalleled amongst arts organisations throughout the country. We continued to broaden our scope, establishing new partnerships and connections within the industry. We also significantly boosted our national reputation and achieved some incredible outcomes for NT artists as we welcomed Britt Guy into the organisation and began our producing focus.

Our Music Touring Program came to an end, which was a significant loss. It seems inconceivable considering the success that NT musicians have had recently, that the Northern Territory no longer has a dedicated Music Touring Program. Our Music Touring Manager, Vanessa Hutchins, has moved interstate and the impact of this will be felt for some time as we readjust our efforts and energies.

Alice Buscombe, our Visual Arts Manager, left mid-year to return to Melbourne and we recruited Jo Foster into the role. The team successfully produced *Punuku Tjukurpa*, a major visual arts blockbuster and significant cultural exhibition. The staff of Neridah Stockley and Alice Buscombe supported by Robyn McLean and Jess Ong are to be congratulated on delivering such an important show.

Artback NT began to wind up its three year Indigenous Traditional Dance Program (ITDP) in Borroloola. An intensive evaluation of the three year model was completed in partnership with the Centre for Cultural Partnerships at the University of Melbourne. The evaluation is a wonderful document for the organisation and we will use it to promote our Community Cultural Development practice. The attention for ITDP's next three year engagement is on Numbulwar who have invited Artback NT into their community. However, the program is currently unfunded and we continue to look for ways to support ITDP there.

A key focus for the year was planning and we are extremely proud of our 2016 – 2020 Strategic Plan. In a time of greater funding uncertainty than normal, it is imperative that documents such as these are grounded and realistic as well as visionary maps for the organisation. We are confident our strong plan will set us up with a solid base for the future five years.

In 2015, the organisation achieved the following significant highlights:

- launched *Punuku Tjukurpa* at the South Australian Museum followed by successful showings at Melbourne Museum and Canberra Museum and Gallery
- built and launched the organisation's first mobile app specifically created for *Punuku Tjukurpa*, allowing increased access and deeper engagement for audiences
- delivered a wonderful DanceSite event in Borroloola over two nights celebrating the third year of our program there, including the creation of a new contemporary traditional dance piece
- offered Desert Mulga their first touring opportunity throughout the NT and presented The Sandridge Band's WA and NT tour travelling over 5000 kilometres without a flat tyre!
- undertook a formal dance consultation in Darwin, Katherine, Tennant Creek, Alice Springs, Borroloola and Nhulunbuy to gain an understanding of how best to support the sector. From this a program of activities has been created to address a range of key concerns.
- delivered our second reciprocal residency between Australia and Indonesia with Doni Maulistya from Cemeti Art House, Yogyakarta and Karla Dickens from New South Wales
- Artback NT's Facebook, Twitter and Instagram accounts continue to broaden our digital footprint
- partnered with the Waralungku Art Centre to continue the monthly community markets in Borroloola and the surrounding region during the

dry season

- continued to support the Road Safety All Stars to tour - as Indigenous community champions, they were at the forefront of delivery and advocacy for change in their communities.
- delivered the Playing Australia funded performing arts tours *Sticks Stones Broken Bones* and *360 Allstars* throughout the Territory. These are our last interstate tours as we focus on providing opportunities for NT artists.
- presented 41 school events across the Territory
- toured Alice Springs based artist Marina Strocchi through the Territory with exhibitions and curator's talks in Tennant Creek, Katherine and Darwin
- facilitated creative developments of new Territory work and collaborations including *We Three* by Alice Springs based script writer Luke Alexander and *Dual / ᐃᐅᐱᐅ* by Nick Power, which built on the connection established during an international residency exchange program between b*boys in Darwin and Tiny Toones in Cambodia.

Without good partnerships, arts development and touring would be made more difficult. Artback NT would like to acknowledge its major funding bodies:

- **Department of Arts and Museums, NTG**
- **The Australia Council for the Arts**

2015 saw a drop in income after the huge Djuki Mala tour in 2014, however new funding areas were sourced. This diversity is essential for the organisation's financial sustainability and longer term growth. Sponsorship, donations and our fund raising strategy are a key focus for 2016.

With the office in Borroloola, together with offices in Darwin and Alice Springs, Artback NT ensures the organisation can provide representation, advocacy and promotion for NT artists throughout the Territory. We continue to play an active role in advocacy at a national level for more coordination and increased resources to service regional, remote and very remote areas.

This year, Artback NT delivered 121 program events and workshops to a total of seven locations across the Northern Territory, reaching an audience of 12,655. Outside of the Territory, Artback NT took 46 high quality program events to fifteen locations and engaged audiences of 130,050 people, bringing our Australia-wide audience to a total of 142,705 in 2015. Arts activity across the organisation's four program streams included:

Performing Arts – total of 55 program events across the NT.

Visual Arts – total of 36 program events, with 15 in the NT and 21 nationally.

Music – total of 44 program events, with 20 in the NT and 24 nationally.

Indigenous Traditional Dance – total of 32 program events, with 31 across the NT and one nationally.

None of this could have been achieved without the extremely hard work of our dedicated and passionate staff: Britt Guy, Vanessa Hutchins, Neridah Stockley, Alice Buscombe, Jo Foster, Lia Pa'apa'a, Marlene Timothy, Jess Ong and Faye McAleenan. The organisation was also fortunate to employ some wonderful contractors who supported us this year including Robyn McLean, Jacob Tolo and Jason McGann. I would also like to acknowledge our fantastic DanceSite volunteers Josh Grant and Eve Pawlik and, finally, we were delighted to have the services of an Aurora intern, Lara McArthur-Dowty, who also made an extraordinary contribution.

I would again like to acknowledge all the communities and individuals who have invited us into their neighbourhoods and worked with us in order to develop audiences and ensure a positive and meaningful experience. Thank you for your assistance and good will.

I would also like to sincerely acknowledge the hard work of Board members and I certainly appreciate the time and effort you have given to the organisation. Thank you to both the staff and the Board for your guidance and support.

Louise Partos, March 2016

below: *Punuku Tjukurpa* at Melbourne Museum. Photographer: Stephen Fox.



MUSIC



Artback NT's Music Touring Program operated successfully in 2015 until the end of September. The Music Touring Program worked closely with the community music industry across the Territory including Music NT, Winanjjikari Music, CAAMA Music, Skinnyfish Music, Barkly Regional Arts, Katherine Regional Arts, PAW Media, NG Media, Country Arts WA, Charles Darwin University and the Godinymayin Yijard Rivers Arts and Culture Centre (GYRACC). These organisations informed the program on artist and community readiness for activity/touring and partnered on specific tours or skill development outcomes.

THE SANDRIDGE BAND

Hailing from Borroloola, The Sandridge Band undertook the largest tour in the program's history, performing to nine remote communities and venues across the Kimberley region. The tour received an inaugural sponsorship package for flights from Airnorth and additionally was supported by NT Fleet with a troop carrier. Two 4WD troop carriers and trailer transported the band and equipment across 5000 touring kilometres, receiving great reviews and recommendations.

Tour: 6 to 27 June

Workshops: 1

Venues: 10

Audience: 3213

Funded and supported by the Contemporary Music Touring Program, Australia Council for the Arts and sponsored by Airnorth.



DESERT MULGA BAND

Desert Mulga Band, a six piece outfit from Nyiripi, received support to assist in their first major touring experience. Across ten days and 3000km they travelled from Alice Springs to Desert Harmony Festival in Tennant Creek, Katherine Hotel, Timber Creek Hotel and Tennant Creek Hotel. Desert Mulga Band relished the opportunity to tour and were mentored throughout the experience in stagecraft, media and workshop practices. The tour received major support from CAMMA Music Productions who supplied a professional sound system and Front of House Engineer.

Tour: 1 to 8 August

Venues: 5

Audience: 940

Funded and supported by the Regional Arts Fund and sponsored by CAAMA Music

BININJ BAND

Bininj Band from Croker Island and Gunbalunya received additional support to participate in CAAMA Music Productions' 'Concert for Katherine' – a large style concert event with workshops based on the Bush Bands Business and Bash strategies. Artback NT's Music Touring Program facilitated this touring opportunity, which included the delivery of music touring and band management workshops with the six participating bands from within the Roper Gulf and Victoria Daly Shires.

Tour: 14 and 15 September

Workshops: 1

Venues: 2

Audience: 480

A CAAMA Music project



Images:

far left - Desert Mulga Band. Photographer: Oliver Eclipse.

above: The Sandridge Band. Photographer: Oliver Eclipse.



The continued development and touring of the Road Safety All Stars has been an ongoing achievement for the Music Touring Program. They were funded to attend Boyupbrook Country Music Festival in WA in February as part of a specific road safety campaign. The Road Safety All Stars were also selected to deliver a published paper as part of the 13th National Rural Health Conference held in Darwin in May. This became a feature story with ABC Local Radio's NT Country Hour program.

Artback NT would like to acknowledge and pay tribute to a founding member of the Road Safety All

Stars, Reggae Dave, who passed away in December 2015. He will be sorely missed. Vale Reggae.

The Music Touring Program spent the first days of the New Year as Tour Manager for Tjintu Desert Band at Woodford Folk Festival. This entailed six performances across two different venues and was a huge success for the band. It also provided the opportunity to meet with international festival producers from Canada regarding future festival dates for Tjintu Desert Band.

SECTOR SUPPORT

Artback NT's Music Touring Program Manager was a key mentor at Music NT's Bush Band Business and Bash, working with eight bands from the Central Australian and APY Homelands area. The Music Touring Manager also gave key workshops in Music Management and Touring and 'staying strong' - a workshop based on human choices about better lifestyle decisions including information on alcohol and drugs, domestic violence and family issues.

The Music Touring Program continued to support musicians across the Territory throughout the year. This included grant writing workshops, individual support with grant writing and serviced touring routes, venues and bands with collective information about resources, bands and activity. In addition, the program engaged with Music NT's Intune Conference, acted as a judge for Territory Song of the Year and stage managed the National Indigenous Music Awards. The program worked closely with media including ABC Darwin and Alice Springs, CAAMA Radio and 8CCC Tennant Creek and Alice Springs as both presenter and identity.

The Music Touring Program was funded and supported by Arts NT, Northern Territory Government and the Music Board, Australia Council for the Arts.

ARTBACK NT SUPPORT

The Music Touring Manager assisted Artback NT's DanceSite festival as the Technical Director and Lighting Designer. There was a close collaboration between the Music Touring Manager and Artback NT's Cultural Events Officer in Borroloola to run community markets, delivery of the National Indigenous Music Awards in Darwin and the Indigenous Economic Forum in Alice Springs.

Support was also given to the tour of *Sticks Stones Broken Bones*, to the season of *Broken* by Mary Anne Butler as Production Manager and technical support given to the Visual Arts Program in regards to the audio-visual components for the touring exhibition, *Punuku Tjukurpa*.

left: Music Touring Manager Vanessa Hutchins rigging lights at DanceSite 2015. Photographer: Benjamin Bayliss.

PERFORMING ARTS



2015 saw the announcement of a new role for Artback NT's Performing Arts Program, placing a stronger focus on sector consultation with a strategic aim to create a program that will support Artback NT to be a lead producer of NT work. The newly titled Performing Arts Manager has been created to sit across the development, producing and touring of work.

This change is necessary for Artback NT to create opportunities for artists across the life cycle of a work, to allow for high quality incubation with national and international reach and to establish long-term producing partnerships with artists to create viable touring projects.

STICKS STONES BROKEN BONES

Artback NT kicked off the touring program this year with junk puppet theatre show *Sticks Stones Broken Bones* by Bunk Puppets. The tour delivered 13 performances and 12 workshops from Alice to Darwin and out to Nhulunbuy, with the majority of presenters being schools. This work reminded the organisation of how critical it is to schools to gain access to cultural experiences and fun entertainment for children and young people. This tour also acted as an informal audit of human and infrastructural resources present in communities to support the creation and delivery of art for and by young people. Four partners from this tour have been identified to work within a residency model over the next three years to develop work specifically with children and young people in mind.

Tour: 13 April to 9 May

Workshops: 11

Venues: 14

Audience: 2006

Funded and supported by Playing Australia and Regional Arts Victoria.

Images:

previous page -
Sticks Stones Broken Bones
workshop in Borroloola.
Photographer: Jeff Achtem

right - Ella Watson-Russell
and Darren Edwards
rehearsing *Gift of Life*,
2014 performance.
Photographer: Tony Rive.

far right - 360 Allstars Rhys Miller.
Photographer: Conan Whitehouse.

opposite page -
Aaron Lim and Erak Miith
performing in *Dual*.
Photographer: Amy Hetherington.

GIFT OF LIFE

The highly successful *Gift of Life* was remounted for the National Rural Health Conference in Darwin followed by a short tour to Nhulunbuy and Yirrkala. Four performances were delivered over three days, which were celebrated by community and triggered important conversations. The opportunity to present at the National Rural Health Conference also allowed time to reflect on the best practice model used to deliver community messaging programs. It highlighted the strong interest from Queensland health workers, resulting in Artback NT working with a number of key partners to develop a 2016 tour in North Queensland and some vital NT communities on the way.

Tour: 26 to 28 May

Venues: 5

Audience: 445

Funded and supported by Donate Life NT, Royal Darwin Hospital and Regional Arts Australia.



360 ALLSTARS

A return season of 360 Allstars enabled Artback NT to offer a strong program of workshops in the Alice Springs and Yulara region. A specific program was run with Mutitjulu-based superstars, Ninja Circus, a group of young Indigenous performers. This program created genuine exchange between Ninja Circus and 360 Allstars, which was a highlight for both groups. 360 Allstars presented a sell-out show at Araluen Art Centre to an audience predominately made up of Indigenous young people who are not regular visitors to the centre. This tour again highlighted the strength of young people as audiences and also as the next generation of NT artists.

Tour: 15 to 20 June

Workshops: 3

Venues: 4

Audience: 645

Funded and supported by Playing Australia and Arts on Tour.



DANCE CONSULTATION

Throughout 2015, a formal dance consultation was undertaken in Darwin, Katherine, Tennant Creek, Alice Springs, Borroloola and Nhulunbuy. Meetings were carried out with arts and community organisations who not only work in the listed towns but across their regions. The consultation was developed to gain an understanding of how to best support a sector that within the NT, lacks a peak body or a producing organisation specifically working with individual or groups. It was also an opportunity to understand what work is currently being made and what work artists would like to make in the future. From this consultation a program of activities has been created to address a range of key concerns.



NATIONAL CONNECTIONS

Artback NT's Performing Arts Manager attended a number of key national events in order to engage in dialogue about what the organisation does, pitch work by NT artists and to advocate for the needs of NT artists and, more broadly, the NT cultural ecology. Events included Queensland Showcase, Dance

WE THREE by Luke Alexander

Luke Alexander, a scriptwriter from Alice Springs and recipient of the Northern Territory Literature Award – Brown's Mart Theatre Award, delivered a week development of his new script, *We Three*, with Queensland Indigenous director Jason Klarwein and dramaturg Patricia Cornelius. The week was spent with actors exploring the script for the first time and culminated in a closed industry reading.

Development showing: November

Venues: 1

Audience: 25

Funded and supported by Arts NT, Northern Territory Government and Darwin Entertainment Centre.

DUAL | 𐤎𐤓𐤕𐤓 by Nick Power

Dual | 𐤎𐤓𐤕𐤓 built on the connection developed through a residency exchange program that was undertaken between b*boy crews D*City Rockers from Darwin and Tiny Toones from Phnom Penh. Choreographer Nick Power was drawn to the very different styles and backgrounds of the dancers that were transcended by the shared culture of Hip Hop. This first stage development explored ideas around style, locality and culture between a single b*boy from each country. It culminated in a first stage showing and talk with Nick Power, b*boys from Darwin and Phnom Penh and Artback NT's Performing Arts Manager.

Development showing: November

Workshops: 2

Venues: 3

Audience: 75

Funded and supported by Arts NT, Northern Territory Government, Tracks Dance and Tiny Toones.



Massive, Australia Performing Arts Centre Association Conference and the Darwin Senate Enquiry into the arts funding changes.

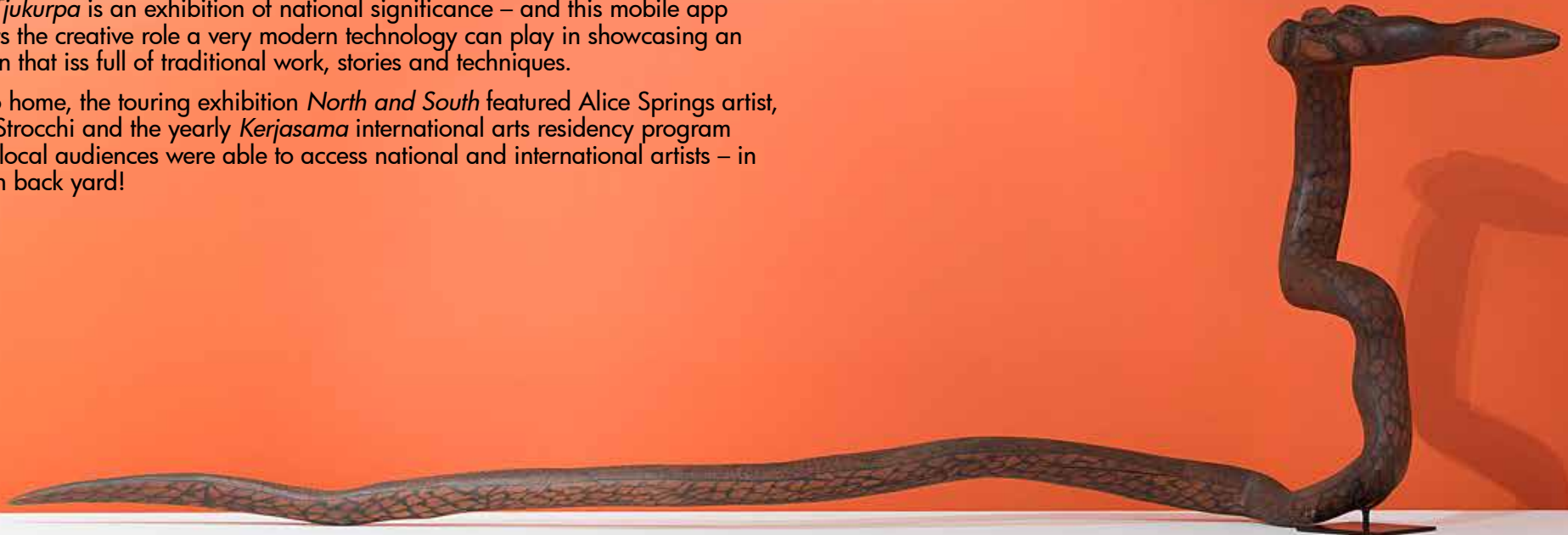
The Performing Arts Program was supported by Arts NT, Northern Territory Government.

VISUAL ARTS

2015 was a big year for the program, which celebrated the opening of a major new touring exhibition, *Punuku Tjukurpa*. Together with a comprehensive online education kit and audio descriptions, Artback NT also launched its first mobile phone app.

Punuku Tjukurpa is an exhibition of national significance – and this mobile app highlights the creative role a very modern technology can play in showcasing an exhibition that is full of traditional work, stories and techniques.

Closer to home, the touring exhibition *North and South* featured Alice Springs artist, Marina Strocchi and the yearly *Kerjasama* international arts residency program ensured local audiences were able to access national and international artists – in their own back yard!



DUNUKU TJUKURPA

This very special exhibition, celebrating the work of artists from Maruku Arts, opened at the South Australian Museum before travelling to Melbourne Museum and Canberra Museum and Gallery in 2015. Complemented by wonderful public programs and the development of Artback NT's first mobile app specifically for this exhibition, *Punuku Tjukurpa* has received strong audience attendance and will tour to an additional ten venues around the country until 2018.

For those who are visually impaired, audio descriptions delivered via MP3 are available at *Punuku Tjukurpa* and tour with the exhibition to each venue. They are also accessible through the app and are downloadable from the Artback NT website.

Tour: 27 March to November 2018

Curator/artist talks | public programs: 10

Venues: 3

Audience: 117039

Funded and supported by Visions of Australia, Ministry for the Arts, the Regional Arts Fund and the Community Benefit Fund and sponsored by Grace Bros Fine Art.

NORTH AND SOUTH

a survey by Marina Strocchi

Curated by Artback NT, *North and South* toured to three venues including Nyinkka Nyunyu in Tennant Creek, Godinmayin Yijard Rivers Arts and Culture Centre in Katherine and Charles Darwin University Art Gallery in Darwin. Public programs and floor talks by the artist were delivered at each venue.

Tour: 19 June to 19 February 2016

Curator/artist talks | public programs: 4

Venues: 3

Audience: 1599



Images:

Opposite page - Topsy Tjulyata and Pulya Taylor, *Kuniya Ngamputjara*, c. 1994. Image courtesy of Canberra Museum and Gallery. *Punuku Tjukurpa*.

top left - Niningka Lewis, *Teapot, itara* (River Red Gum), acrylic paint, 2013. Photographer: Paul Webb. Photo courtesy of the Canberra Museum and Gallery. *Punuku Tjukurpa*.

middle left - *Inma* (ceremony) at the opening of *Punuku Tjukurpa* at the South Australian Museum. Photographer: Stephen Fox.

bottom left - Marina Strocchi, *Full Bloom*, gouache on paper, 2001. Collection of the artist. *North and South*.

below - *Colours of the Country III* at Godinmayin Yijard Rivers Arts and Culture Centre. Image courtesy of GYRACC.

COLOURS OF THE COUNTRY III

The Alice Springs Beanie Festival

The Beanie exhibition was presented in five venues across New South Wales and Victoria in 2015; Bundoora, Griffith, Wagga Wagga, Bathurst and Windsor. An enormously popular exhibition and a fixture in regional Australia, the Alice Springs Beanie Festival is a colourful and cross-cultural celebration of the humble beanie.

Tour: August 2014 to August 2017

Venues: 5

Audience: 11373

Supported by Artback NT's partner on this project, the Alice Springs Beanie Festival.



BALNHUURR

A Lasting Impression

A new retrospective exhibition, in partnership with the Buku-Larrnggay Mulka Centre in Yirrkala, *Balnhuurr* takes the viewer on a visual journey, creating a platform for meaningful dialogue between Indigenous and non-Indigenous. It is a coming together of cultures and time, where audiences have the chance to learn of the Yolngu's strong tradition in artwork and how their skills, talent and creativity have transferred into print making.

As part of the exhibition, there will be a significant focus on public programs.

STILL IN MY MIND

Gurindji Experience

Still in My Mind explores complex concepts of cultural representation, identity, place, home and memory pivoting around the Gurindji Walk Off as a seminal moment in the history of Land Rights in Australia, paying homage to the walk-off participants and their descendants within the Gurindji diaspora. *Still in My Mind* is curated by Brenda L Croft, an artist and PhD candidate at the University of New South Wales.



KERJASAMA | COLLABORATE

Kerjasama, or 'Collaborate', is a reciprocal visual arts residency between Indigenous Australian and Indonesian artists.

In 2015, artists Doni Maulistya (Indonesia) and Karla Dickens (Australia) undertook a joint residency in Alice Springs to develop work inspired by the unique landscape and region. Karla travelled with Vicki Bosisto from Tjanpi Desert Weavers - NPY Women's Council to engage and learn about the region, whilst Doni's residency was largely Alice Springs focused, presenting a pop-up exhibition at Watch This Space. Both artists also participated in Watch This Space's Artist Camp in the West MacDonnell Ranges and delivered an artist talk on conclusion of their residencies at Red Hot Arts.

Funded and supported by Asialink, Cemeti Art House, the Department of Foreign Affairs and Trade, Australia Council for the Arts, Arts NT, Northern Territory Government, Charles Darwin University, Watch This Space and Alice Springs Town Council.



Images:
centre top -
Doni Maulistya,
Kerjasama recipient.
Image courtesy of
Watch This Space.
top right - K
arla Dickens,
Star People (detail)



The Visual Arts Program was funded by Australia Council for the Arts and supported by Arts NT, Northern Territory Government.

2015 saw Artback NT's Indigenous Traditional Dance Program (ITDP) deliver its third year of engagement in Borroloola. Artback NT has been successful in securing funding for ITDP to continue in Borroloola for an additional year, supporting the sustainability of this model through its transition into a community controlled and funded initiative.

INDIGENOUS TRADITIONAL DANCE



DANCESITE 2015

DanceSite 2015 was presented by Artback NT on September 18th and 19th at the Borroloola Showgrounds. This year saw a maturity of programming and an increased level of participation and ownership by the community and, for the first time, DanceSite 2015 hosted two full nights of traditional dance. All local dance groups performed over both nights, as well as visiting dance groups from Kununurra, WA and Ngukurr, NT - both performing at DanceSite for the first time. In addition, Artback NT presented the Kailani Dancers as the headline act, hailing from the small Pacific nation of Kiribati who have also seen their traditional dance and cultural practices become critically endangered. Their performance wowed and invigorated the crowd, many of whom had never seen Pacific traditional dance performed live before.

Sponsors – Roper Gulf Shire, The Smith Family, Waralungku Arts Centre, Larrakia Radio, Mabunji Aboriginal Resource Association

COMMUNITY BASED ITDD ACTIVITIES

To develop the activities that culminate in DanceSite events, ITDP facilitated projects throughout the year in order to develop the community and dance groups, ensuring ongoing capacity building as well as cultural maintenance. 2015 saw the continuation of existing programs including the monthly Borroloola Community Arts Markets and workshop delivery with schools and tourist groups as required. In addition, several exciting new initiatives have been delivered:

- The Li-mijimbangu (all together) traditional dance master class was developed to create a new work, bringing together the five dance groups of Borroloola. Key elders and community members from each group collaborated to create a new dance based on contemporary issues and events affecting the community. This approach allowed a shared ownership of the dances, enabling all of Borroloola's community to perform them,



as songs are historically owned by individuals who wrote them or have custodianship. They may be cared for by certain family members with the dance only taking place if these owners or custodians are present. This performing arts process and opportunity was hugely successful at engaging the community to strengthen and maintain traditional song and dance practices. The project allowed the participants to give themselves permission as leaders within the community to both write and choreograph songs and dances that were relevant to their own life experiences. As this process was done with nominated participants from all of the five local dance groups, there was a sense of community and togetherness that ITDP had not achieved

through clan-specific programming delivered in the past. Traditional dance in Borroloola is predominantly managed through the elder women (bardi bardi) of the community, resulting in little space for men to engage. However, for the Mara clan, whose leaders are men, this renewed approach allowed for there to be a recognised place for them within this process. Several young men participated heavily in the project, leading the male choreography, singing and playing the accompanying didgeridoo. This local project now has a full four part song and performance that has been performed locally with great potential and interest in being performed and toured both regionally and nationally. Furthermore, several song themes were developed as part of the process that the community are keen to continue working on post the project funding.

- As 2015 was the anticipated final year of ITDP in Borroloola, Artback NT engaged researcher Marnie Badham, from the Centre for Cultural Partnerships (CCP) at the University of Melbourne, to evaluate the program through the collection of formal interviews, informal conversations and observations at DanceSite. The documentation has been recorded and given to Artback NT staff, Borroloola community members and the Waralungku Art Centre to utilise for their programming and development processes, as well as a community archive. The final evaluation is an important and thorough document for the organisation outlining ITDP's three-year community arts and cultural development (CACD) process.
- In 2015 Artback NT engaged with the Borroloola community across its other programming for the first time. The Performing Arts Program toured *Sticks Stones Broken Bones*, a children's puppet show to approximately 40 people at the Borroloola Community Arts Markets, providing an exciting opportunity for locals to experience an art form that many had not seen before. Additionally, the Music Program successfully presented and toured local Borroloola band The Sandridge Band across the top end of NT and WA.

Artback NT is extremely pleased to be able to continue its work in Borroloola post March 2016 when the initial funding concludes. Artback NT recognises the value of the ITDP Borroloola framework, one that showcases a collaborative

community model of arts and cultural engagement, which the organisation intends to continue growing and developing for new communities in the future.

Artback NT is now in initial consultations with the community of Numbulwar, 550 kilometres north of

Borroloola with many family and cultural connections. It is anticipated that with both Numbulwar and Borroloola potentially operating in 2016, there will be synergies and collaborations between the two ITDP sites.



Images:

previous page
- Alan Griffiths
and the Bali Bali
Balga dancers
from Kununurra.

opposite page
- Wandangula
dancer.

left: Wagilak
group from
Ngukurr.

bottom left -
Wandangula
dancers.

bottom centre -
Kailani dancers
and audience.

bottom right -
Gurdanji dancers.

Photographer:
Benjamin Bayliss.



The Indigenous Traditional Dance program was funded by McArthur River Mine, Australia Council for the Arts, Festivals Australia and Arts NT, Northern Territory Government.



DISABILITY ACTION PLAN

Artback NT strives to operate ethically in its dealings with all staff, artists, audience members and program participants regardless of cultural, religious, ethnic, gender or other differences. We understand that the context in which we work demands a practice that is both inclusive and flexible.

MEASURABLE TARGET	ACHIEVEMENTS AGAINST TARGETS
GOAL ONE - To show leadership by promoting excellence in arts and disability practice	
To continue to provide opportunities for visual artists with disability to develop new partnerships, develop and tour their work.	
Source funding; build relationships Facilitate the development of new work through linking artists and organisations Respond in a timely manner to requests for additional information	Funding was sourced for a strategic initiative in 2014 Access organisations approached to submit exhibition development and touring proposals All requests responded to within a timely manner
To continue to provide opportunities for NT performing artists with disability to tour their work in the NT and nationally.	
A minimum of 1 development / tour to include artists with disability Engage with a minimum of 2 disability orgs in the tours Disseminate information; support artists and audiences; facilitate relationships	2 x music tours included artists with disability Access organisations in 7 exhibition venues areas contacted to ensure they are aware of our audio description opportunities New relationship formed with the Kintore Street School Information disseminated
Continue working with partners to assist in developing projects supporting the work of artists with disability.	
Initiate discussions with a minimum of 2 partners for collaboration for the development of a tactile exhibition 'Please Touch' Identify funding sources for exhibition development and touring	The Please Touch project was not accepted into the Artback NT touring program in 2015 due to the need for further development work. The organisation is open to an updated proposal being submitted.
To continue to explore ways of increasing access to visual arts exhibitions for people who are blind or have low vision, whose access to the visual arts is limited or who have literacy issues.	
Product – audio description devices to travel with the Beanie 3 exhibition and eventually with all our exhibitions as a standard installation item – First NETS agency to do so Explore new ways of reaching audiences to ensure access	Audio descriptions delivered for the launch and subsequent national tour 2015 – 2018 of Punuku Tjukurpa Launch of Artback NT's first mobile phone app Audio descriptions available for download through the Artback NT website Audio descriptions available through the mobile phone app Local language speakers hired to provide teaching aids re language for the mobile phone app
Assisting in audience development for people with disability.	
Work locally, regionally and nationally with presenting partners to ensure venue access	Ongoing across all of the organisation's programs
GOAL TWO - To increase awareness of arts and disability issues within the organisation	
To actively encourage applicants with a disability to apply for positions	
Ensure that interview panels are up to date on equal opportunity employer responsibilities Provide information to interested applicants regarding wage subsidies and support services available for employees with disability Make sure staff are familiar with the National Arts and Disability Strategy	Achieved and ongoing Achieved and ongoing Achieved and ongoing
Work with Arts N.T and the N.T Government to continue upgrading Frog Hollow Centre for the Arts to improve access.	
Identify the best method to improve access to a heritage building with access issues Access issues are identified on a minimum of 85% of all Anchor Tenant agendas/meetings with the NTG and Frog Hollow residents	Achieved and ongoing Achieved and ongoing
Continue assisting in the dissemination of information regarding opportunities empowering people with disability to participate in or gain access to the arts.	
An increase of a minimum of 10% in increased sharing of information between organisations regarding arts and disabilities Increase in opportunities to access/and or participate in the arts in the NT	Increase achieved Access organisations in exhibition venues areas contacted to ensure they are aware of our audio description opportunities
GOAL THREE – Tracking progress and reporting	
DAP Board Sign-off	
Disability Action Plan endorsed by the Board	Achieved
DAP Review	
Reviewed and endorsed by the Board	Achieved
Successful projects, tours and events	
KPIs as in strategic plan; yearly program	Achieved

Image, opposite: artist name banner, *Punuku Tjukurpa*.

RECONCILIATION ACTION PLAN

A photograph of three Indigenous women from behind, wearing traditional black dresses and large, colorful flower headbands. They are standing in a row, looking towards the left. The background is dark and out of focus, with warm, golden light filtering through, creating a soft, atmospheric effect. The women's hair is dark and pulled back, and the flower headbands are made of large, vibrant red, yellow, and pink flowers.


Our vision for reconciliation is embedded in everything Artback NT delivers ranging from skills development to touring activities. Artback NT supports and promotes the cultural life of the Territory and engages with many Indigenous and non-Indigenous communities throughout the Territory and nationally. All staff operate from a community cultural development background and are committed to skills development, governance mentorship and training for Indigenous artists and audiences. The organisation's programming is reflective of Indigenous and non-Indigenous talent and expression and ATSI people are encouraged to apply for any position available.

ACTION	MEASURABLE TARGET	ACHIEVEMENTS AGAINST TARGETS
Governance throughout all of Artback NT's activities		
Indigenous representation on the Board	A minimum of two Indigenous Board members at all times	Achieved and ongoing
Respect for Indigenous cultural protocols	Welcome to Country and other protocols where appropriate Artback NT touring guidelines incorporate protocols Touring parties to be inducted by Artback NT tour managers	Achieved and ongoing Achieved and ongoing Achieved and ongoing
Respect for Indigenous intellectual property	Contracts to have culturally appropriate clauses regarding documentation Adherence to the Indigenous Art Code Website to have appropriate acknowledgements including statements about traditional knowledge and recognition of Traditional Owners in tour itineraries Comprehensive and culturally secure image and other release forms	Achieved and ongoing Achieved and ongoing Achieved and ongoing Achieved and ongoing
Ochre cards and all requirements completed before entering Indigenous communities	All tours have up to date governance requirements Adherence regarding requirements for appropriate permits through Land Councils/community permissions	Achieved and ongoing Achieved and ongoing
RELATIONSHIPS: Tell us why respectful relationships between Indigenous and non- Indigenous people are important to your organisation and its core business activities.		
Focus area: Respectful relationships are essential to enable the organisation to operate ethically and to enable it to truly build partnerships for maximum access to audiences and to increase our development and delivery potential. Indigenous people make up over 30% of the Territory's population. Respectful relationships are always important and more than 50% of our activity involves Indigenous performers and audiences.		
Strategic Planning	Updated 2012 – 2014 Strategic Plan is recognised and used by all staff as a guide in their day to day work. All staff and Board will contribute in planning sessions for the 2015 – 2017 strategic plan.	2016 – 2020 strategic plan delivered with appropriate cultural protocols
Vision Statement	Vision statement links communities, empowers artists and facilitates quality cultural experiences for remote and regional audiences	Capacity statement delivered with appropriate cultural protocols Vision ongoing across all of the organisation's programs
Arts Development and Touring Program – exhibitions, events, workshops and skills development	Touring program has content that includes, responds to and promotes Indigenous visual arts, performance and music	Achieved and ongoing across all of the organisation's programs See 2015 touring map for details
RESPECT: Tell us why respect for Indigenous people, culture, land, history etc is important to your organisation and its core business activities.		
Focus area: Artback NT is not just a touring organisation and respect is evidenced by the organisation's values and mission to leave something behind in the communities we visit. In addition, whilst the primary objective is to build arts practice and deliver touring experiences, equally a key role is the mentoring and the professional development of Northern Territory visual and performing artists in the requirements for touring. Furthermore, the organisation recognises the acute technical skills shortage in the Territory. Training through workshops and/or the delivery of accredited programs by qualified Artback NT staff will work to address this shortage, particularly for Indigenous trainees.		
Indigenous Traditional Dance Program (ITDP)	Indigenous employment – Cultural Engagement Officer position Appropriate professional development offered and mentoring support available if and when required	Marlene Timothy, Cultural Engagement Officer, Borroloola Funding sourced from the Australia Council for the Arts for Marlene to study for her Certificate III in Events Management through Charles Darwin University. ITDP was also able to secure a work placement for Marlene as part her studies with the NIMAs (National Indigenous Music Awards) in Darwin in August and with a Regional Economic Conference in Alice Springs in November
Dance Forums / Workshops	Recognition of cultural knowledge Intergenerational teaching Cultural maintenance	Achieved and ongoing Achieved and ongoing. Audience figures including: <ul style="list-style-type: none"> • 1000 DanceSite audience • 70 Borroloola Community Art Markets • 530 community activities One new dance work created across language groups for the first time in the past two decades
RESPECT continued over page		

ACTION	MEASURABLE TARGET	ACHIEVEMENTS AGAINST TARGETS
Music Development and Touring	Offer a minimum of 3 mentoring experiences Offer a minimum of 3 professional devt opportunities within the Territory, nationally or internationally Creation of the Road Safety Allstars Facilitation of the Ramingining and Milingimbi Music Festivals Funding tbc for the MTP so future developments to be updated	5 mentoring and 5 professional devt opportunities offered including Sandridge Band, and Desert Mulga tours; Bininj Band performance; Bush Bands Bash and Tjintu Woodford Festival Road Safety AllStars travel to WA for the Boyup Brook Festival Funding for the MTP ended from 1 Oct so the facilitation of the Ramingining and Milingimbi Music Festivals did not occur
Performance Development and Touring	1 development / tour featuring Indigenous content and performers 3 tours visiting remote Indigenous comms within the NT	Donate Life launch and tour / performances delivered 3 tours visiting remote Indigenous comms within the NT
Visual Arts Development and Touring	Education kits to accompany touring exhibitions Room brochures and text panels which illustrate and promote Indigenous content in a culturally appropriate manner Development of a major new visual arts exhibition.	All nationally touring exhibitions have extensive education kits with appropriate cultural protocols Appropriate, informative and appealing exhibition content for Punuku Tjukurpa delivered including wall panels, labels and signage Artback NT's first mobile phone app for Punuku Tjukurpa delivered
OPPORTUNITIES: Tell us why opportunities for Indigenous people, organisations and communities are important to your organisation and its core business activities.		
Focus area: The Artback NT program incorporates significant activity in the Northern Territory's Indigenous Visual Arts and Performance Sectors including Dance, Music and Theatre. This is important to the organisation as it allows Artback NT to work with individuals, groups and arts based organisations to present and tour a dynamic and exciting range of arts experiences across the Territory and nationally.		
DanceSite Event: Presentation and showcase of traditional Indigenous Dance from 10 language groups in the NT + special guest headline dancers from other regions	Event held in Borroloola 18-19 July 2015 Local event management committee formed and holds 4-5 meetings to establish correct cultural protocols, select participants and oversee production process Over 150 Indigenous performers participating Placement of local Indigenous event management trainees and mentorees	Highly successful DanceSite event <ul style="list-style-type: none"> • 7 Meetings held • 15 Committee Members • 199 Artists engaged • 3 Professional development • DanceSite delivered • 7 Local committee meetings Event performers: Mara Dancers 40 Gurdanji Dancers 30 Yanyuwa Dancers 14 Garwa Dancers 20 Wandangula Dancers 50 Kununurra 12 Wagilak Dancers 25 Kiribati Dancers 8 Production 18 Contractors 5 Volunteers 5
Dance Forums: opportunities for cultural maintenance, intergenerational training and professional dance development through the ITDP.	A minimum of 4 forums per year Participation in DanceSite Participation in other national festival dance events if appropriate	3 Borroloola Community Markets delivered DanceSite delivered Ghenoa Gela delivered the Master Class for the creation of the new work
Music Development and Touring: Capacity building throughout the Territory. Significant development activity in order to increase performance outcomes	Touring to a minimum of 4 remote Indigenous communities affected by a lack of resources. A performance outcome at a minimum of 3 Remote Indigenous Community Festivals A minimum of \$100,000 secured for Indigenous and cross cultural projects and development	Touring to 7 remote Indigenous communities 4 performance outcomes at Remote Indigenous Community Festivals Over \$200,000 secured by staff for Indigenous and cross cultural music projects
Performance Development and Touring: Capacity building and succession planning Territory and Nationwide.	A minimum of 1 tour developed with Indigenous artists, producers, companies Delivery of performing arts tours to a minimum of 3 remote Indigenous communities	Gift of Life tour developed and toured 7 remote Indigenous communities visited with performing arts tours

OPPORTUNITIES continued over page

ACTION	MEASURABLE TARGET	ACHIEVEMENTS AGAINST TARGETS
Visual Arts Development and Touring: Development of a significant Indigenous exhibition opening at the South Australian Museum and then touring nationally for three years. Beanie 3 touring nationally all with significant Indigenous content.	Beanie Festival – Colours of the Country 3–over 75% Indigenous content Punuku Tjurkupa – development. 100% Indigenous content	Delivered Beanie Festival to 5 venues Punuku Tjurkupa launched at the South Australian Museum, Adelaide. Travelled to Melbourne and Canberra. Extensive opening weekend public programs at all venues with artists from Maruku Arts. Negotiations begun re the development of a major new Indigenous exhibition
Tracking progress and reporting		
RAP Review	Activities as listed above	
Successful projects, tours and events	KPIs as in strategic plan; yearly program	



Djuwakan#2 Marika, Mari, 2012, photographic screenprint, 21 cm x 30cm. *Balnhdhurr* exhibition.

Artback NT - Northern Territory Activity - 2015

Total number of NT events by location and attendance

Location	Total events	Total audience
Darwin	17	861
Katherine	17	4266
Tennant Creek	8	975
Alice Springs	36	3550
Timber Creek	2	96
Borroloola and Gulf Region	31	1902
Nhulunbuy/Yirrkala	10	1005
	121	12,655



Niningka Lewis, Tea Pot, Itara: River Red Gum, acrylic paint, 270x120x90mm, 2013. Image taken by Paul Webb, Canberra Museum and Gallery.

In 2015 Artback NT delivered 121 program events and workshops to a total of seven locations across the Northern Territory, reaching an audience of 12,655. Outside of the Territory, Artback NT took forty-six high quality program events to fifteen locations and engaged audiences of 130,050 people, bringing Artback's Australia-wide audience to a total of 142,705 in 2015.

Arts activity across the organisation's four program streams included:

- **Performing Arts** – total of 55 program events across the NT
- **Visual Arts** – total of 36 program events, with 15 in the NT and 21 nationally
- **Music** – total of 44 program events, with 20 in the NT and 24 nationally
- **Indigenous Traditional Dance** – total of 32 program events, with 31 across the NT and one nationally

Artback NT also:

- **presented** 41 school events across the Territory
- **delivered** the third DanceSite event in Borroloola to a rapturous audience of over 1,000 community members
- **launched** the incredible *Punuku Tjurkupa* exhibition that has now been seen by audiences of over 115,000 nationally with another two years of touring across three states and one territory to go
- **built** and launched the organisation's first mobile app specifically for *Punuku Tjurkupa*, allowing increased access and deeper engagement for audiences
- **delivered** the first stage development of *Dual | 111119*, building on the connection established through an international residency exchange program between b*boys in Darwin, Australia and Phnom Penh, Cambodia.



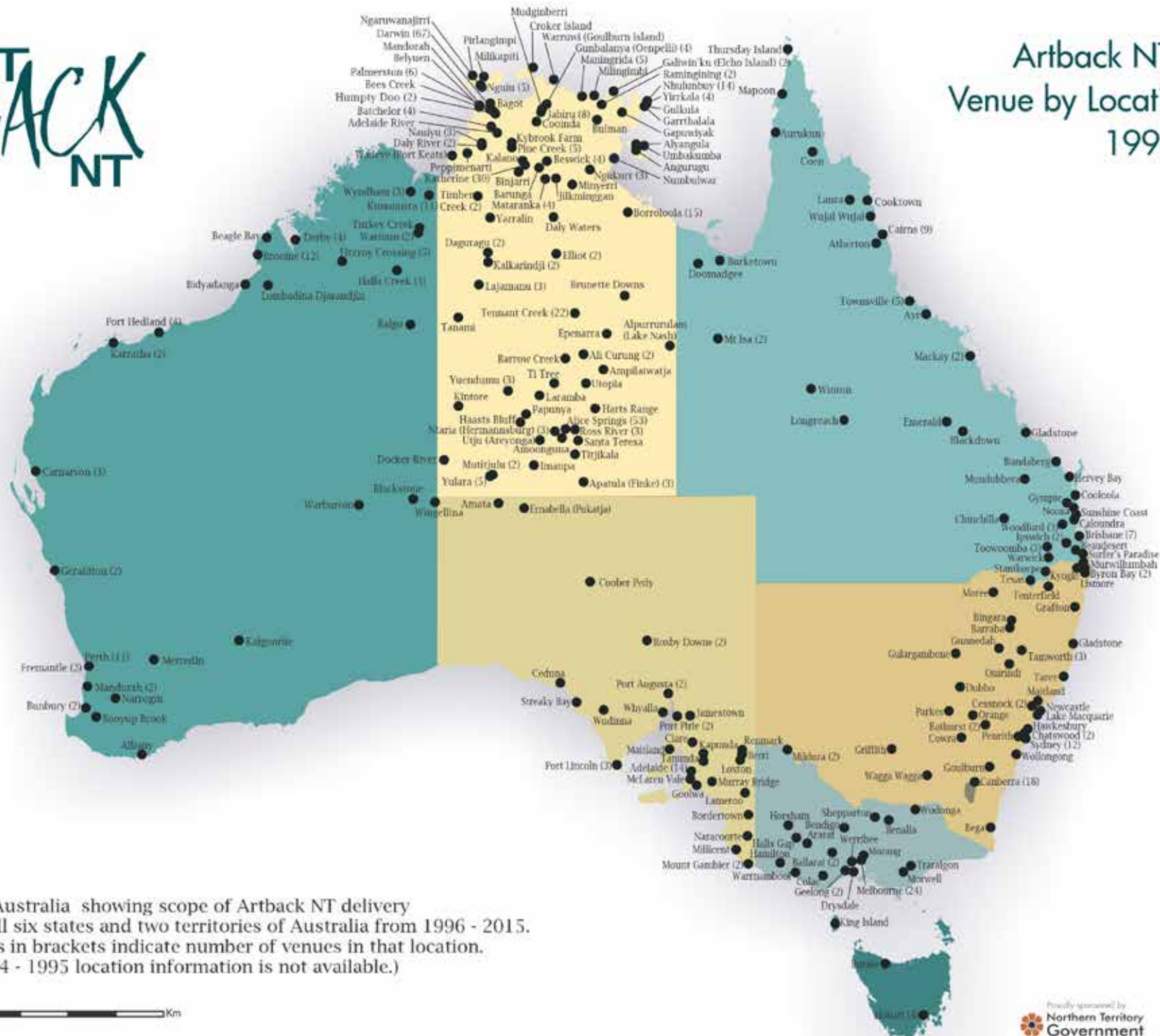
NT map showing scope of Artback NT delivery across all 5 municipalities and 11 local government shires from 1996 - 2015. Numbers in brackets indicate number of venues in that location. (NB: 1994 - 1995 location information is not available.)



A workshop with The Kailani Dancers at DanceSite 2015, Borroloola. Image taken by Benjamin Bayliss.

ART BACK NT

Artback NT Touring Venue by Location (662) 1996 - 2015



FINANCIALS



Artists Lulu Cooley, Joanne Cooley, Billy Cooley and Sissy Cooley at Melbourne Museum.
Photographer: Stephen Fox

Artback NT Inc.

Profit & Loss Statement

January 2015 through December 2015

Income		
Grants		
Grants (Com) Operating Recurre		
Australia Council Triennial	\$81,002.00	
Grants (Com)Projects Non-recur		
Australia Council Supplemental	\$21,600.00	
Festivals Australia	\$36,555.00	
Australia Council Comm Partner	\$158,260.00	
Grants (State) Operating Recur		
Arts NT Operational	\$283,995.00	
Grants (State)Projects Non-rec		
Frog Hollow Anchor Tenant	\$70,000.00	
Arts NT Other Grants	\$106,961.00	
Arts NT Regional Arts Fund	\$40,000.00	
Other Grants State	\$16,422.00	
Grants (Local) Capital		
Community Benefit Fund	\$5,000.00	
Total Grants		\$819,795.00
Income Other		
Artback NT Support	\$66,209.93	
Support from other funded prog	\$54,841.63	
Total Income Other		\$121,051.56
In Kind Support		
Arts NT In-kind	\$115,434.00	
Music Touring In-kind Support	\$40,280.00	
In Kind Support Other	\$118,612.00	
Mabunji In-Kind Support	\$42,380.00	
Total In Kind Support		\$316,706.00
Unexpended grants 2014		
Projects Unexpended Grants	\$64,115.79	
Unexpended grants Arts NT	\$13,130.00	
Unexpended grants Arts NTMusic	\$58,354.65	
Unexpended grants Visions	\$149,131.97	
Unexpended grants Aust Council	\$82,362.87	
Total Unexpended grants 2014		\$367,095.28
Trading/Operating Activities		
Sale of Goods		
Auspices Fees	\$3,126.00	
Catalogue sales - Djal/Punuku	\$495.26	
Catalogue sales ReCoil	\$1,272.68	
Exhibition Fees	\$34,454.55	
Performance Fees	\$56,000.00	
Box Office Returns	\$1,390.00	
Royalties	\$1,281.29	
Consultancies/Tour Mgmt/ Comm	\$7,200.00	
Visual Arts Tour Management	\$8,967.25	
Service Provision	\$53,426.12	
Total Sale of Goods		\$167,613.15
Other Income		
Interest - Unrestricted	\$15,108.53	
Sponsorships and Donations		
Sponsorship/Donations	\$63,202.59	
McArthur River Mines	\$36,363.64	
Donations - Give Now	\$49.50	
Total Sponsorships and Donations		\$99,615.73
Recoupments		
Travel and accommodation	\$10,000.39	
Tenant Levy	\$28,685.00	
Total Trading/Operating Activities		\$321,022.80
Total Income		\$1,945,670.64
Expenses		
Operational		
Anchor Tenant Cleaning	\$17,470.89	

Artback NT Inc.

Profit & Loss Statement

January 2015 through December 2015

Anchor Tenant Electricity	\$37,996.06
Annual Report	\$6,883.75
Audit Fees	\$3,200.00
Auspicing Fees	\$3,926.00
Bank Charges	\$583.02
Bank Charges - Credit Card	\$652.66
Board/Governance Expenses	\$1,041.82
Board - travel / accommodation	\$6,453.52
Business/Strategic Planning	\$9,876.80
Computer / Electronic R & M	\$6,410.78
Depreciation - Plant & Equipme	\$5,657.00
Design work	\$731.25
Insurance-Commercial Package	\$10,133.53
Insurance-Goods in Transit	\$925.00
Insurance-Projects	\$616.13
Internet Account	\$1,929.14
Interest	\$15.15
Management Support	\$66,209.93
Meeting Expenses	\$651.89
Motor Vehicle Fuel	\$140.19
Motor Vehicle R&M / Other	\$3,377.81
Office Expenses	\$1,616.76
Photocopier	\$2,220.25
Postage	\$1,145.72
Printing & Stationery	\$2,146.29
Promotional Expenses	\$3,072.50
Publications - Subscriptions	\$1,630.00
Sundry Expenses	\$948.09
Telephone	\$5,763.21
Telephones-Mobile	\$2,668.79
Telephone - Satellite	\$436.26
Tenant Levy	\$6,756.27
Web Design & Ongoing Support	\$1,945.36
Total Operational	\$215,231.82
Wages & Salaries	
Annual Leave + Load Provision	\$31,619.97
Provision Long Service Leave	\$13,188.89
Other Wages	\$18,285.41
Anchor Tenant	\$42,848.00
Communications Officer	\$32,335.11
Executive Officer	\$88,000.06
ITDP Manager	\$53,145.71
ITDP Project Officer	\$35,376.62
Music Touring Manager	\$59,908.89
Performing Arts Touring Manage	\$65,986.10
Visual Arts Manager	\$39,177.48
VA Touring Manager	\$30,915.17
Bookkeeper	\$1,380.20
Wages - in kind support	\$65,147.00
Superannuation	\$43,720.56
Total Wages & Salaries	\$621,035.17
Staff Related Costs	
Insurance-Workers Comp	\$10,237.05
NETS - HEELER Travel & Accom	\$2,621.19
PD-Travel & Accom & Per Diems	\$332.63
PD-Registrations/Fees	\$8,629.11
Recruitment	\$6,226.37
Staff Amenities	\$862.96
Staff Management	\$1,644.30
Staff Training	\$4,123.58
Total Staff Related Costs	\$34,677.19
Production Exhibition Program	
Program-Visual Arts	
V - Advertising & Promotion	\$2,728.30

Artback NT Inc.

Profit & Loss Statement

January 2015 through December 2015

V - Artists Fee	\$35,350.00	
V - Design & Graphics	\$12,475.00	
V - Exhibition Development	\$20,695.64	
V - Freight & Postage	\$18,464.69	
V - Catalogue Fee	\$11,630.00	
V - Research & Develop	\$6,500.00	
V - Travel & Accom	\$38,826.12	
V - Other Costs	\$7,145.00	
V - Crating / Framing	\$1,546.82	
V - Artist-in-Residence	\$22,131.14	
V - Public Programs	\$10,756.23	
Total Program-Visual Arts	<u>\$188,248.94</u>	
Program-Performing Arts		
P - Royalties	\$1,781.29	
P - Artist Fees & Allow	\$179,665.33	
P - Advertising & Prom	\$68,130.70	
P - Design & Graphics	\$1,644.50	
P - Freight	\$941.44	
P - Travel & Accom	\$132,214.91	
P - Other Costs	\$4,802.61	
P - Production	\$87,230.31	
Total Program-Performing Arts	<u>\$476,411.09</u>	
Program Development		
Program Develop-Travel & Accom	\$62,438.73	
Program Strategic Research	\$5,989.80	
Project Resource	\$2,512.86	
Project Administration	\$37,838.30	
Support other programs	\$28,960.96	
Total Program Development	<u>\$137,740.65</u>	
Total Production Exhibition Program	<u>\$802,400.68</u>	
In Kind Support		
Arts NT In Kind Support		
In Kind-Accommodation	\$54,348.96	
In Kind-Cleaning	\$138.00	
In Kind-Repairs&Grounds Maint	\$35,859.00	
In Kind-Security	\$2,489.04	
In Kind-PAWA and Garbage Disp	\$5,322.00	
In-Kind-A/L Management Service	\$17,277.00	
Total Arts NT In Kind Support	<u>\$115,434.00</u>	
Total In Kind Support	<u>\$115,434.00</u>	
Total Expenses	<u>\$1,788,778.86</u>	
Operating Profit		<u>\$156,891.78</u>
Other Income		
Other Expenses		
Unexpended Arts NT grants	\$14,192.97	
Unexpended Arts NT Region Arts	\$15,000.00	
Unexpended Aust Coun Comm Part	\$13,626.93	
Unexpended Visions grants	\$103,135.88	
Transfer Unexpended Amounts	\$30,698.50	
Total Other Expenses	<u>\$176,654.28</u>	
Net Profit/(Loss)		<u>-\$19,762.50</u>

Artback NT Inc.

Balance Sheet

As of December 2015

Assets		
Current Assets		
NAB Cheque Account 691	\$96,191.72	
Artback NT Roco Fund 0348	\$4,508.21	
Load and Go Prepaid Card 1	\$5.05	
Load and Go Prepaid Card 2	\$613.45	
Petty Cash Account-Darwin	\$300.00	
Petty Cash Account-Alice	\$300.00	
To be reimbursed	\$498.37	
Prepayments	\$585.37	
Trade Debtors	\$45,655.77	
Investment Accounts		
NAB Investment Acc 769	\$48,105.58	
NAB Investment Acc 8394	\$200,000.00	
NAB Investment Acc 1628	\$100,000.00	
Total Current Assets		<u>\$496,763.52</u>
Non Current Assets		
Long-Term Investments		
NAB Credit Card Term Deposit	\$15,000.00	
Plant & Equipment		
Plant & Equipment-at cost	\$32,575.00	
Plant & Equipment-Accum Dep	-\$25,829.00	
Motor Vehicles	\$20,000.00	
M/V Accum Dep	-\$11,216.00	
Total Plant & Equipment		<u>\$15,530.00</u>
Total Non Current Assets		<u>\$30,530.00</u>
Total Assets		<u>\$527,293.52</u>
Liabilities		
Current Liabilities		
Trade Creditors	\$6,756.87	
Accrued Expenses	\$2,632.76	
Prepayments	\$3,916.06	
Credit Cards		
Visa Card - Alice 7907	\$9.00	
Credit Card Bank Charge	\$31.43	
Visa Card - Louise 0284	\$1,372.89	
Visa Card - Lia 8454	\$91.63	
Visa Card - Jo 7612	\$795.01	
Visa Card - Britt 6685	\$2,783.58	
Visa Card - Hutchins new 5289	\$9.00	
Total Credit Cards		<u>\$5,092.54</u>
GST/PAYG Liabilities Owing		
GST Collected	\$13,042.57	
GST Paid	-\$8,260.40	
PAYG Liability	\$7,964.48	
Total GST/PAYG Liabilities Owing		<u>\$12,746.65</u>
Superannuation Liability		
Superannuation Payable	\$12,701.57	
Provisions		
Annual leave + Load provision	\$44,140.34	
Provision for Long Service	\$20,988.26	
Unexpended Grants 2015		
Unexpended - Arts NT	\$30,568.97	
Unexpended Arts NT Region Arts	\$35,000.00	
Unexpended Aust.Council Comm	\$13,626.93	
Unexpended Grants Visions	\$103,135.88	
Unexpended Grants General	\$30,698.50	
Total Unexpended Grants 2015		<u>\$213,030.28</u>
Monies Received in Advance		
Advance Grant Australia Council	\$40,501.00	
Total Monies Received in Advance		<u>\$40,501.00</u>
Total Liabilities		<u>\$362,506.33</u>
Net Assets		<u>\$164,787.19</u>
Equity		
Retained Earnings	\$184,549.69	
Current Earnings	-\$19,762.50	
Total Equity		<u>\$164,787.19</u>

**ARTBACK NT ARTS
DEVELOPMENT AND
TOURING
INCORPORATED
ABN 72 598 610 340**

Special Purpose Financial Statements
For the year ended 31 December 2015

JKY & CO

Certified Practising Accountant

PO Box 38233

Winnellie NT 0821

ARTBACK NT ARTS DEVELOPMENT AND TOURING INCORPORATED

STATEMENT BY THE COMMITTEE

FOR THE YEAR ENDED 31 DECEMBER 2015

The Committee has determined that the association is not a reporting entity and that this special purpose financial report should be prepared in accordance with the accounting policies outlined in Note 1 to the financial statements.

In our opinion –

- a) the accompanying financial report as set out on the following pages, being a special purpose financial statement, is drawn up so as to present fairly the state of affairs of the Association as at 31 December 2015 and the results of the Association for the year ended on that date;
- b) the accounts of the Association have been properly prepared and are in accordance with the books of account of the Association; and
- c) there are reasonable grounds to believe that the Association will be able to pay its debts as and when they fall due.

We confirm as follows:

- (a) The names of each committee member of the association during the relevant financial year were:

Juliette Hubbard
John Oster
Susan Congreve
Gary Single
Kathryn Gary
Liam Campbell
John Waight
Denise Salvestro
Francine Chinn

(b) The principal activities of the association during the relevant financial year were:

- To develop and tour arts programs and activities that demonstrates a commitment to quality, diversity and equity across the Northern Territory.
- To work collegially and co-operatively with artists, art organisations, communities and Government to develop audiences, professional practice and presentation opportunities for the touring of all artforms within the Northern Territory.
- To network locally, regionally, nationally and internationally for the touring promotion and presentation of works by Northern Territory artists, communities and arts organisations.

(c) The net loss of the association for the relevant financial year was:
\$ 19,762.50

.....
CHAIRMAN
PUBLIC OFFICER

She Gymer
TREASURER COMM TREE
MEMBER

19/2/2016
DATED

19/2/2016
DATED

JKY & CO.

CERTIFIED PRACTISING ACCOUNTANT

PO Box 38233
48 Albatross Street
WINNELLIE NT 0821
Ph: 08 8947 7030
Fax: 08 8947 7032

JOHN YOUSEF FCPA, CA
Commissioner for Oaths

ARTBACK NT ARTS DEVELOPMENT AND TOURING INCORPORATED

INDEPENDENT AUDITOR REPORT

FOR THE YEAR ENDED 31 DECEMBER 2015

SCOPE

I have audited the attached special purpose financial report of the Artback NT Arts Development and Touring Incorporated for the period ended 31 December 2015. The Management Committee is responsible for the preparation and presentation of the financial report and the information contained therein, and has determined that the accounting policies and described in note 1 to the financial statements which form part of the financial report are appropriate to meet the requirements of the Associations Act, used are consistent with the financial reporting requirements of the entity's constitution and are appropriate to meet the needs of the members. I have also conducted an independent audit of the financial report in order to express an opinion on it to the members of the Artback NT Arts Development and Touring Incorporated. No opinion is expressed as to whether the accounting policies used, and described in note 1, is appropriate to the needs of members.

The financial report has been prepared for distribution to the members for the purpose of fulfilling the Management Committee's financial reporting requirements under the constitution of the Artback NT Arts Development and Touring Incorporated and the Associations Act. We disclaim any assumption of responsibility for any reliance on this report or on the financial report to which it relates, to any person other than the members, or for any purpose other than that for which it was prepared.

My audit has been conducted in accordance with Australian Auditing Standards to provide reasonable assurance as to whether the financial report is free from material misstatement. My procedures included examination, on a test basis, of evidence supporting the amounts and other financial disclosures in the financial report and the evaluation of significant accounting estimates. These procedures have been undertaken to form an opinion as to whether in all material respects, the financial report is presented fairly in accordance with accounting policies described in note 1, so as to present a view which is consistent with our understanding of its financial position and performance of the Artback NT Arts Development and Touring Incorporated as represented by the results of its operations and cash flows.

ARTBACK NT ARTS DEVELOPMENT AND TOURING INCORPORATED

INDEPENDENT AUDITOR REPORT

FOR THE YEAR ENDED 31 DECEMBER 2015

The audit opinion expressed in this report has been formed on the above basis

AUDIT OPINION

It is my opinion that:-

- (i) The financial report of the Artback NT Arts Development and Touring Incorporated is properly drawn up so as to give a true and fair view of the financial position of the Association as at 31 December 2015 and of its results for the year ended on that date.
- (ii) The rules relating to the administration of the funds of the Association have been observed.

JKY & Co.

DATED

ARTBACK NT ARTS DEVELOPMENT AND TOURING INCORPORATED ABN 72

598 610 340

Detailed Profit and Loss Statement
For the year ended 31 December 2015

	2015 \$	2014 \$
Income		
Sales	167,613.15	513,154.28
Grants (Com) Operating Revenue	81,002.00	80,440.00
Grants (Com) Projects Non Recurrent	216,415.00	523,908.00
Grants (State) Operating Recurrent	283,995.00	287,964.00
Grants (State) Projects Non Recurrent	233,383.00	443,836.00
Grants (Local) Capital	5,000.00	4,388.18
Other Grants	-	45,454.55
In-Kind Support	316,706.00	132,047.00
Artback Support	121,051.56	290,154.51
Sponsorship/ Donations	99,615.73	20,783.48
Unexpended Grants	367,095.28	660,216.82
Interest received	15,108.53	29,567.24
Other income	-	6.54
Recoupments	38,685.39	38,334.18
Total income	1,945,670.64	3,070,254.78
Expenses		
Advertising and promotion	-	800.02
Anchor Tenant	55,466.95	50,127.26
Annual Report	6,883.75	-
Auspice Fees	3,926.00	-
Audit fees	3,200.00	3,667.00
Bad Debts	-	5,000.00
Bank Fees And Charges	1,235.68	1,699.46
Board Expenses	7,495.34	14,335.77
Business Plan	9,876.80	22,430.61
Computer Expenses	6,410.78	6,216.60
Depreciation - plant	5,657.00	7,836.00
Design work	731.25	1,182.50
Email, Internet and Website	1,929.14	2,905.12
Other Operational Expenses	2,268.65	2,611.68
Insurance	21,911.71	25,726.04
In-Kind Support	115,434.00	130,085.00

The financial statements are audited. They must be read in conjunction with the attached Audit Report and Notes which form part of these financial statements.

ARTBACK NT ARTS DEVELOPMENT AND TOURING INCORPORATED ABN 72
598 610 340

Detailed Profit and Loss Statement
For the year ended 31 December 2015

	2015	2014
	\$	\$
Interest - Australia	15.15	504.23
Management Support	66,209.93	64,479.39
M/V car - Fuel & oil	140.19	90.86
M/V car - Repairs	3,377.81	5,120.35
Postage	1,145.72	1,317.55
Printing	4,366.54	1,814.23
Promotional expenses	3,072.50	3,381.49
Program - Visual Arts	188,248.94	227,125.75
Program - Performing Arts	476,411.09	1,271,237.08
Program - Development	137,740.65	142,860.72
Provision for annual leave	31,619.97	(28,963.21)
Provision for LSL	13,188.89	7,799.37
Stationery / Office Consumables	-	3,703.64
Staff Related Costs	24,440.14	17,711.11
Subscriptions	1,630.00	1,831.82
Sundry expenses	948.09	949.69
Superannuation	43,720.56	77,042.30
Telephone	8,868.26	11,715.58
Tenant Levy	6,756.27	5,837.01
Unexpended Grants - Current Year	176,654.28	388,280.07
Wages	532,505.75	553,781.90
Web Design & Ongoing Support	1,945.36	7,646.25
Total expenses	<u>1,965,433.14</u>	<u>3,039,890.24</u>
Profit (Loss) from Ordinary Activities before income tax	<u>(19,762.50)</u>	<u>30,364.54</u>

ARTBACK NT ARTS DEVELOPMENT AND TOURING INCORPORATED ABN 72
598 610 340

Detailed Statement of Financial Position as at 31 December 2015

	Note	2015	2014
		\$	\$
Current Assets			
Cash Assets			
NAB - General Cheque Account		96,191.72	71,283.39
NAB Term Deposit 9249		15,000.00	15,000.00
NAB Investment Acc 769		48,105.58	218,492.76
NAB Investment Acc 8394		200,000.00	50,000.00
NAB Investment Acc 1628		100,000.00	100,000.00
Artback NT Roco Fund 0348		4,508.21	1,698.00
NAB Investment Acc 7952		-	200,000.00
Load and Go Prepaid Card 1		5.05	5.05
Load and Go Prepaid Card 2		613.45	61.60
Petty Cash - Darwin		300.00	148.75
Petty Cash - Alice Springs		300.00	87.45
		<u>465,024.01</u>	<u>656,777.00</u>
Receivables			
Trade debtors		<u>45,655.77</u>	<u>4,048.00</u>
		45,655.77	4,048.00
Other			
Prepayments		585.37	5,454.60
Other		<u>498.37</u>	<u>568.18</u>
		1,083.74	6,022.78
Total Current Assets		<u>511,763.52</u>	<u>666,847.78</u>

The financial statements are audited. They must be read in conjunction with the attached Audit Report and Notes which form part of these financial statements.

The financial statements are audited. They must be read in conjunction with the attached Audit Report and Notes which form part of these financial statements.

ARTBACK NT ARTS DEVELOPMENT AND TOURING INCORPORATED ABN 72
598 610 340

Detailed Statement of Financial Position as at 31 December 2015

	Note	2015 \$	2014 \$
Non-Current Assets			
Property, Plant and Equipment			
Plant & equipment - at cost		32,575.00	31,320.00
Less: Accumulated depreciation		(25,829.00)	(23,100.00)
Motor vehicles - at cost		20,000.00	20,000.00
Less: Accumulated depreciation		(11,216.00)	(8,288.00)
		<u>15,530.00</u>	<u>19,932.00</u>
Total Non-Current Assets		<u>15,530.00</u>	<u>19,932.00</u>
Total Assets		<u>527,293.52</u>	<u>686,779.78</u>
Current Liabilities			
Payables			
Unsecured:			
Trade creditors		6,756.87	1,669.45
Accrued Expenses		2,632.76	2,500.45
Prepayments		3,916.06	-
		<u>13,305.69</u>	<u>4,169.90</u>
Financial Liabilities			
Unsecured:			
Visa Cards		5,092.54	4,652.03
Secured:			
Hire purchase		-	1,778.54
Less: Unexp interest charges		-	(15.15)
		<u>5,092.54</u>	<u>6,415.42</u>
Current Tax Liabilities			
GST payable control account		13,042.57	28,258.61
Input tax credit control account		(8,260.40)	(13,496.93)
Amounts withheld from salary and wages		7,964.48	10,466.09
		<u>12,746.65</u>	<u>25,227.77</u>

The financial statements are audited. They must be read in conjunction with the attached Audit Report and Notes which form part of these financial statements.

ARTBACK NT ARTS DEVELOPMENT AND TOURING INCORPORATED ABN 72
598 610 340

Detailed Statement of Financial Position as at 31 December 2015

	Note	2015 \$	2014 \$
Provisions			
Provision for Annual Leave		44,140.34	28,926.65
Provision for LSL		20,988.26	7,799.37
Superannuation Payable		12,701.57	14,099.70
		<u>77,830.17</u>	<u>50,825.72</u>
Other			
Unexpended Grants		253,531.28	415,591.28
		<u>253,531.28</u>	<u>415,591.28</u>
Total Current Liabilities		<u>362,506.33</u>	<u>502,230.09</u>
Total Liabilities		<u>362,506.33</u>	<u>502,230.09</u>
Net Assets		<u>164,787.19</u>	<u>184,549.69</u>
Equity			
Retained profits		184,549.69	154,185.15
Current Earnings		(19,762.50)	30,364.54
Total Equity		<u>164,787.19</u>	<u>184,549.69</u>

The financial statements are audited. They must be read in conjunction with the attached Audit Report and Notes which form part of these financial statements.

Notes to the Financial Statements

For the year ended 31 December 2015

1. STATEMENT OF SIGNIFICANT ACCOUNTING POLICIES

Basis of accounting

The financial report is a special purpose financial report that has been prepared in accordance with Australian Accounting Standards, Urgent Issues Group Consensus Views and other authoritative pronouncements of the Australian Accounting Standards Board.

Reporting Entity

The association is not a reporting entity because in the committee's opinion there are unlikely to exist users who are unable to command the preparation of reports tailored so as to satisfy all of their information needs, and these accounts are therefore "special purpose accounts" that have been prepared solely to meet the requirements of the Constitution and the *Associations Act*.

Australian Accounting Standards set out accounting policies that the AASB has concluded would result in financial report containing relevant and reliable information about transactions, events and conditions to which they apply. Material accounting policies adopted in the preparation of this financial report are presented below. They have been consistently applied unless stated.

The Profit and loss Statements and Balance Sheet have been prepared on an accrual basis and are in accordance with historical cost convention. Except where stated no allowance is made for the effect of changing prices on the results or the financial position.

Revenues and Expenses in the association are recognised in the Profit and Loss Statements when and only when the flow or consumption or loss of economic benefits has occurred and can be easily measured.

a) Taxation

The Association believes it is exempt from all forms of taxation except PAYG and GST. Revenues and expenses are recognised net of the amount of GST, except where the amount of GST is not recoverable from the Australian Taxation Office. In these circumstances the GST is recognised as part of the acquisition of the asset or as part of an item of expense. Receivables and payables in the statement of financial position are shown inclusive of GST.

1. STATEMENT OF ACCOUNTING POLICIES (Contd)

b) Employee Entitlements

Provision is made for employee entitlements benefits accumulated as a result of employees rendering services up to the reporting date. These benefits include salaries and annual leave.

Liabilities arising in respect of salaries, annual leave and any other employee entitlements expected to be settled within twelve months of the reporting date are measured at their nominal amounts and are shown under current liabilities. Employee benefits payable later than one year have been measured at the present value of estimated future cash outflows to be made for those benefits.

c) Acquisition of Assets

Assets are recorded at cost on acquisition except as stated below. The cost of acquisition includes the fair value of assets transferred in exchange.

Assets acquired at no cost, or for nominal consideration, are initially recognised as, assets and revenues at their fair value at the date of acquisition, except where they are acquired as part of a transfer of functions from another Government entity, in which case they are recognised as contributed equity at the carrying amount

d) Property, plant and equipment

Plant and equipment are measured on the cost basis less depreciation and impairment losses.

The carrying amount of plant and equipment is reviewed annually by directors to ensure it is not in excess of the recoverable amount from these assets. The recoverable amount is assessed on the basis of the expected net cash flows that will be received from the assets employment and subsequent disposal. The expected net cash flows have been discounted to their present values in determining recoverable amounts.

Depreciation of Non-Current Assets

Depreciation is provided on a Diminishing and Straight line basis on property plant and equipment at rates calculated to allocate the cost or valuation less estimated residual value at the end for the useful lives of the assets against revenue over those estimated lives to the association.

e) Impairment of Assets

At each reporting date, the association reviews the carrying values of its tangible assets to determine whether there is any indication that those assets have been impaired. If such an indication exists, the recoverable amount of the asset, being the higher of the asset's fair value less costs to sell and value in use, is compared to the assets carrying value over its recoverable amount is expensed to the income statement.

f) **Terms Conditions and Accounting Policies**

Financial Assets

Cash at Bank

Deposits are recognised at their nominal amounts. Interest is credited to revenue as it accrues.

Cash Management

Deposits are recognised at their nominal amounts. Interest is credited to revenue as it accrues.

Receivables

These receivables are recognised at the nominal amounts due less any provision for bad and doubtful debts.

Financial Liabilities

Trade Creditors

Creditors and accruals are recognised at their nominal amounts, being the amount at which liabilities will be settled. Liabilities are recognised to the extent that the goods and services have been received (and irrespective of having been invoiced).

g) **Unexpended Grants**

The grants funds have been received for specific purpose. To the extent that the funds have not been applied for that purpose throughout the year, they are recorded as unexpended grants and are recognised as a current liability.

	2015	2014
Arts NT 2015 Indexation Op. Grant	-	7,995.00
Arts NT	30,568.97	13,130.00
Arts NT Music	-	58,354.65
Arts NT Regional Arts Fund	35,000.00	-
Australia Council	-	43,414.83
Australia Council Comm	13,626.93	38,948.04
Visions of Australia	103,135.88	-
General	30,698.50	64,115.79
Vision Development	-	149,131.97
Australia Council Operational	40,501.00	40,501.00
Total	253,531.28	415,591.28







ART
BACK
NT